



Plymouth County Outreach Project

PAMELA KELLEY

KELLEY RESEARCH ASSOCIATES

STONEHILL COLLEGE

SEAN VARANO

KELLEY RESEARCH ASSOCIATES

ROGER WILLIAMS UNIVERSITY



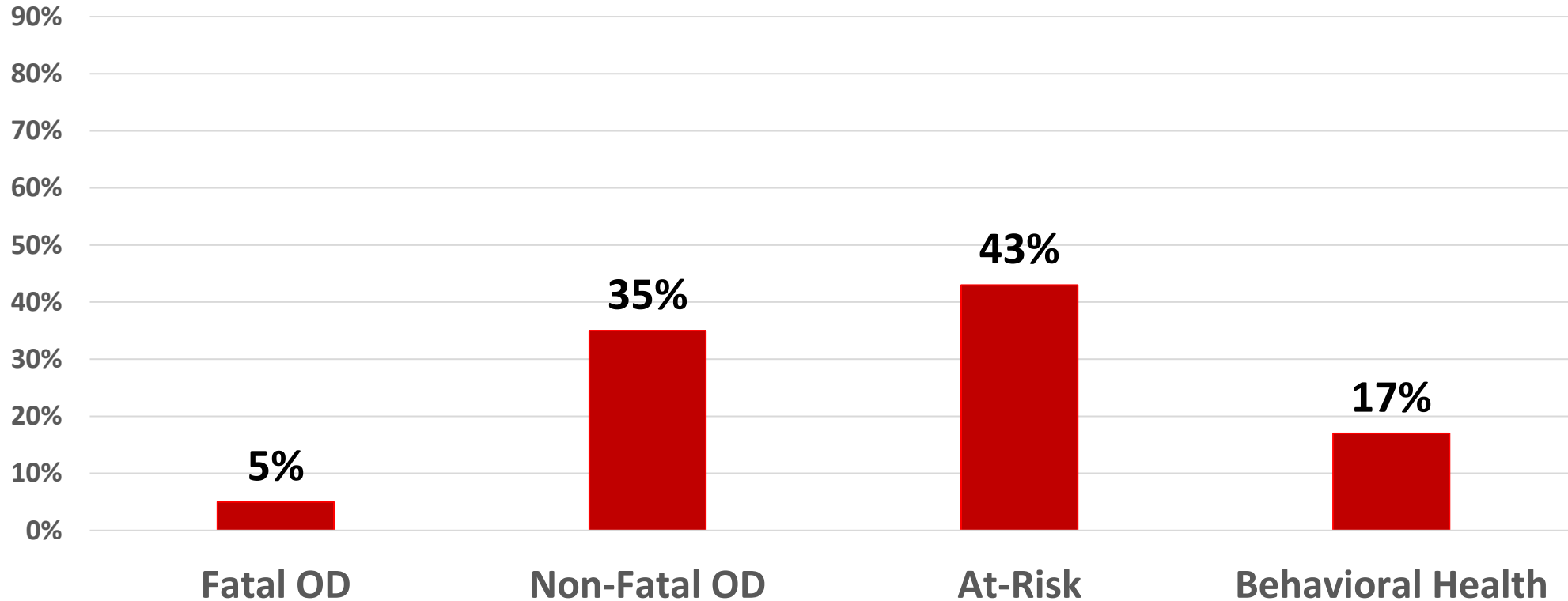
County-Wide Preliminary Data

1/1/26 – 4/30/26

Type of Incident: 1/1/26 – 4/30/26

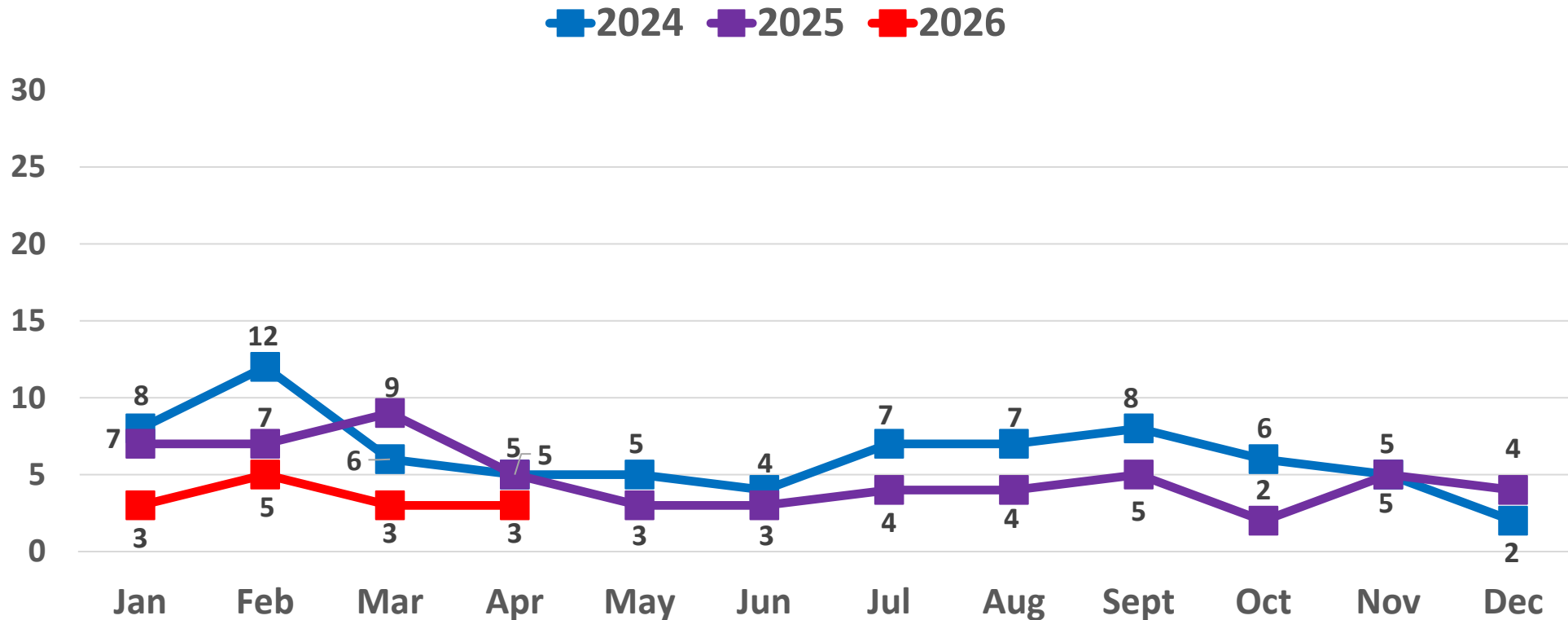


Kelley Research Associates



There were a total of **311 incidents (OD incidents, At-Risk Referrals, and Behavioral Health incidents)** recorded in Plymouth County between 1/1/26 and 4/30/26: **14 (5%) involved a fatal overdose; 110 (35%) involved a non-fatal overdose; 135 (43%)** were categorized as an “at-risk” individual, and **52 (17%) involved Behavioral Health incidents.**

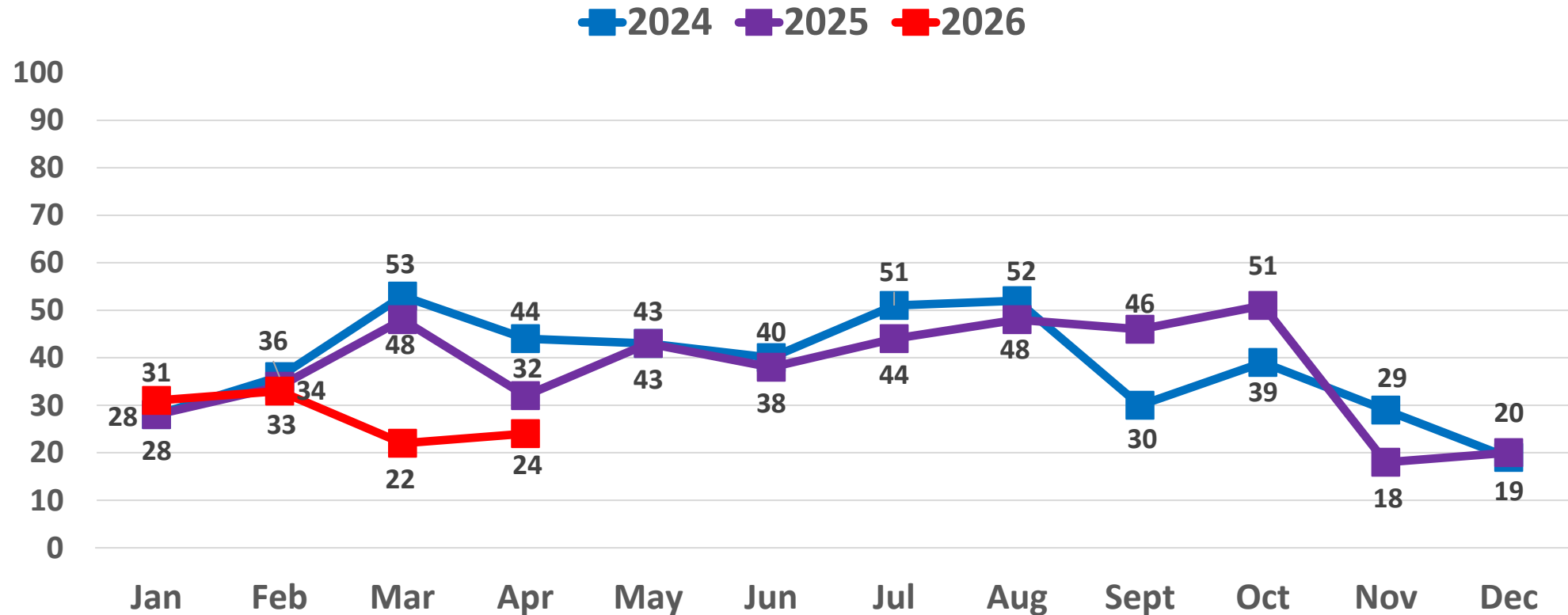
Fatal Incident Monthly Trend



Kelley Research Associates

There was on average 3.5 fatal ODs per month, or 14 total, in the County between 1/1/26 and 4/30/26. This is a 50% decrease over the 2025 monthly average of 7 or 28 total, for the same time frame.

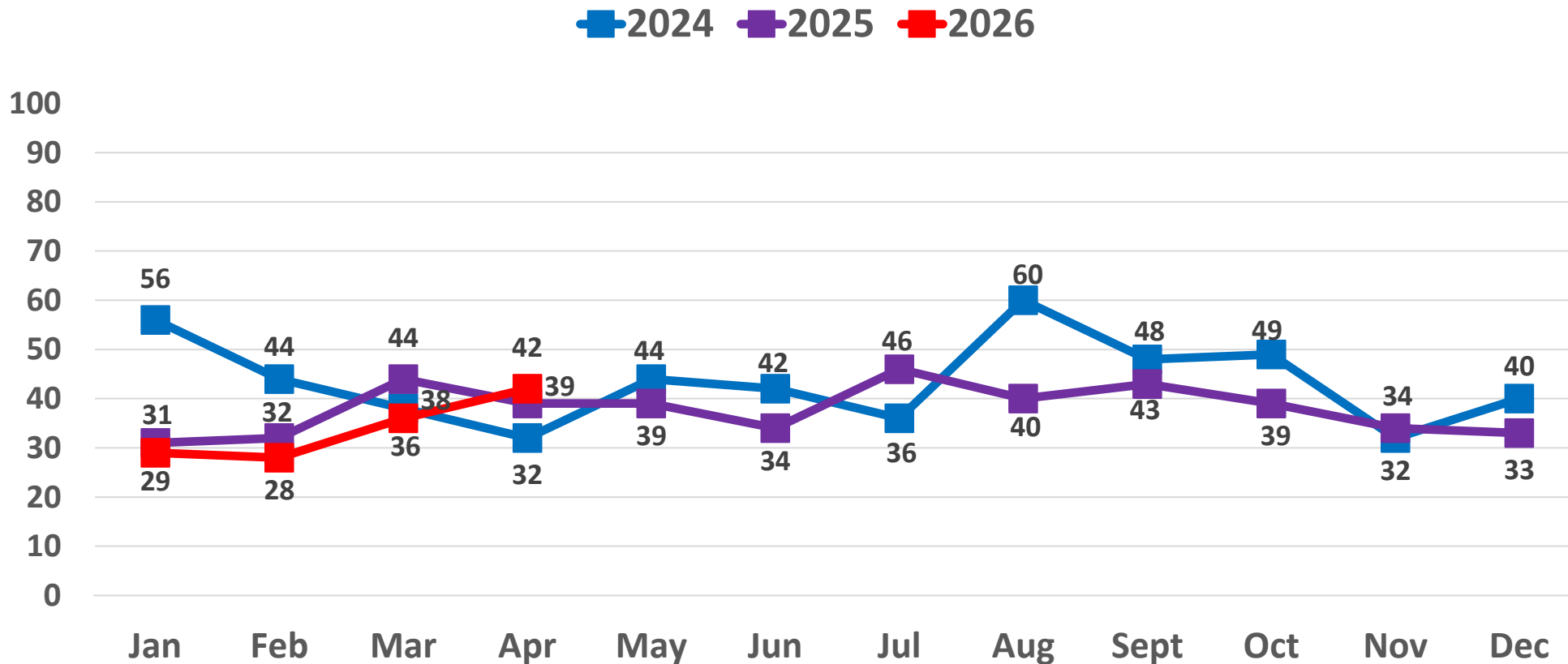
Non-Fatal Incident Monthly Trend



Kelley Research Associates

There was on average 27.5 non-fatal ODs per month, or 110 total, in the County between 1/1/26 and 4/30/26. This is a 23% decrease over the 2025 monthly average of 35.5 or 142 total, for the same time frame.

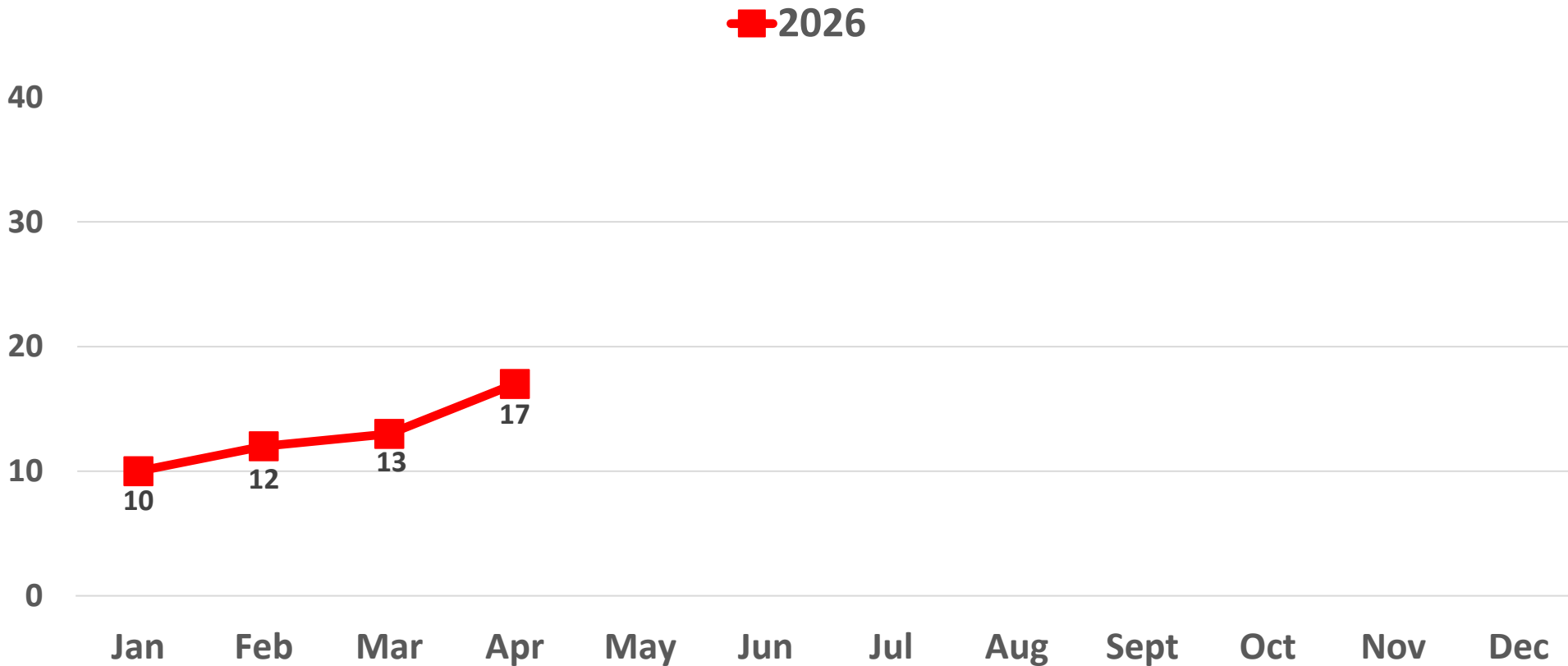
At-Risk Monthly Trend



Kelley Research Associates

There was on average **33.8 At-Risk entries per month, or 135 total**, in the County between 1/1/26 and 4/30/26. This is an **8% decrease** over the 2025 monthly average of 36.5 or 146 total, for the same time frame. Of note, 72% (97) of the at-risk entries during this time frame are related to individuals with alcohol use disorder.

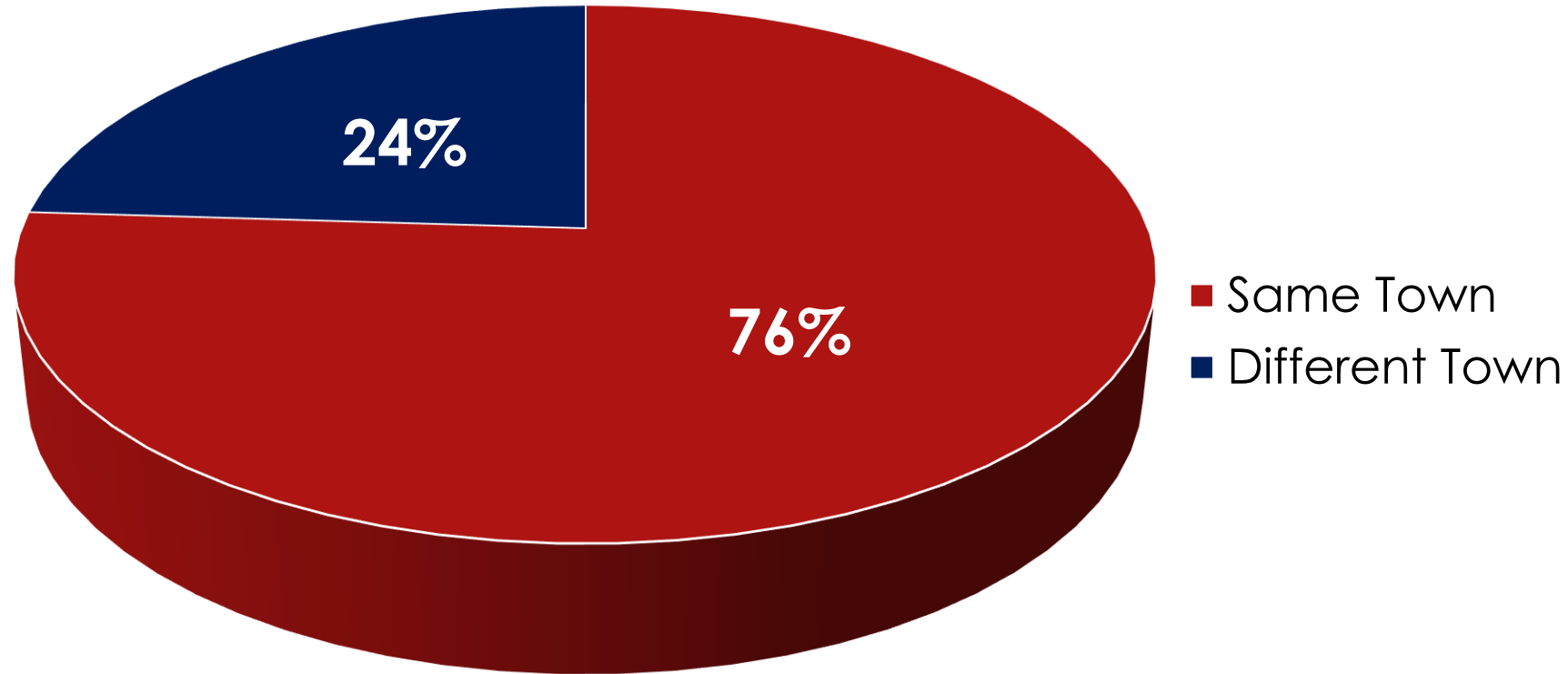
Behavioral Health Monthly Trend



Kelley Research Associates

There was on average **13 Behavioral Health entries per month, or 52 total**, in the County between 1/1/26 and 4/30/26. Utilization of the CIMS Behavioral Health module recently began in Plymouth County. There is not prior data to compare to at this point.

Incident vs. Resident Town: 1/1/26 – 4/30/26



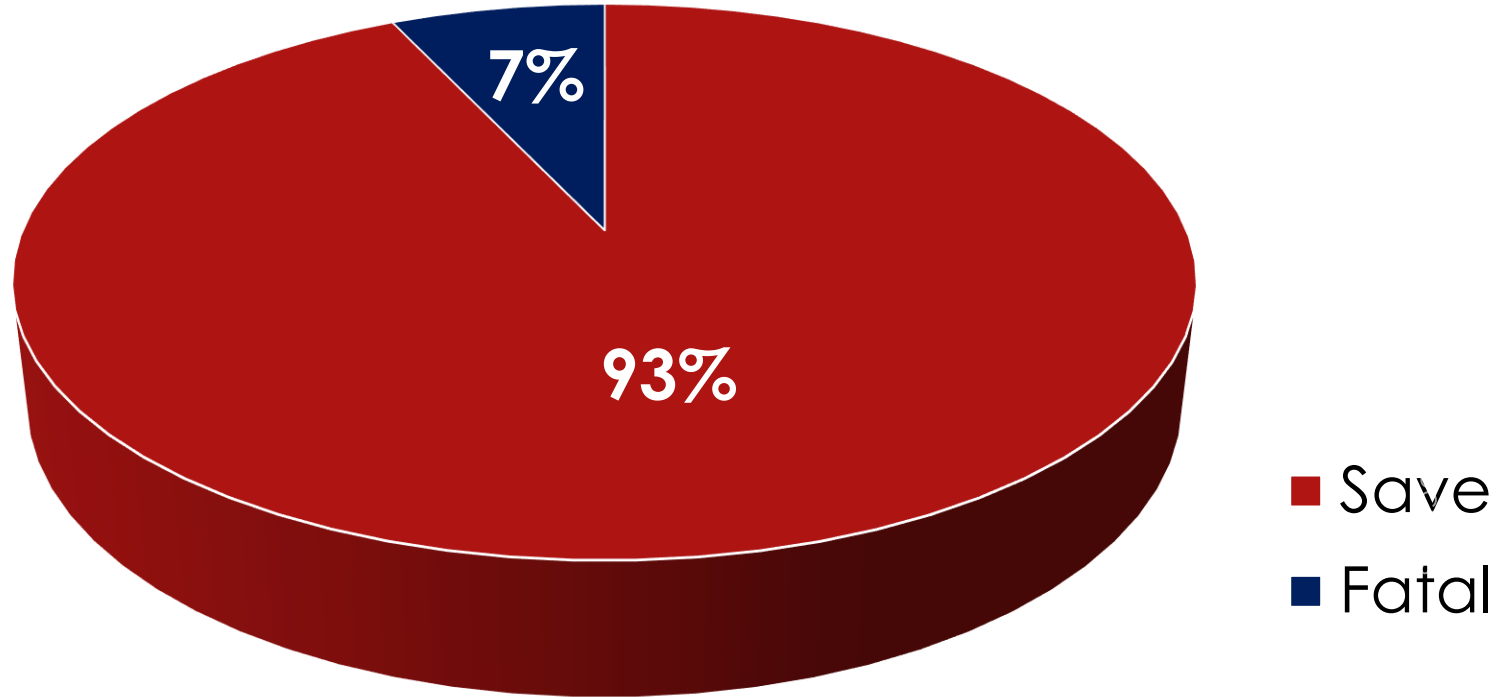
Kelley Research Associates

Analyzing just the 124 overdose incidents, **94 (76%)** of the OD incidents between 1/1/26 and 4/30/26 occurred in same town that the person lived in. However, in **30 (24%)** of the incidents the person was from a different town than where the incident occurred.

Naloxone "Saves": 1/1/26 – 4/30/26



Fifty-four percent (36) of these incidents involved Naloxone being administered by a 3rd party family/friend prior to first responders arriving.



Kelley Research Associates

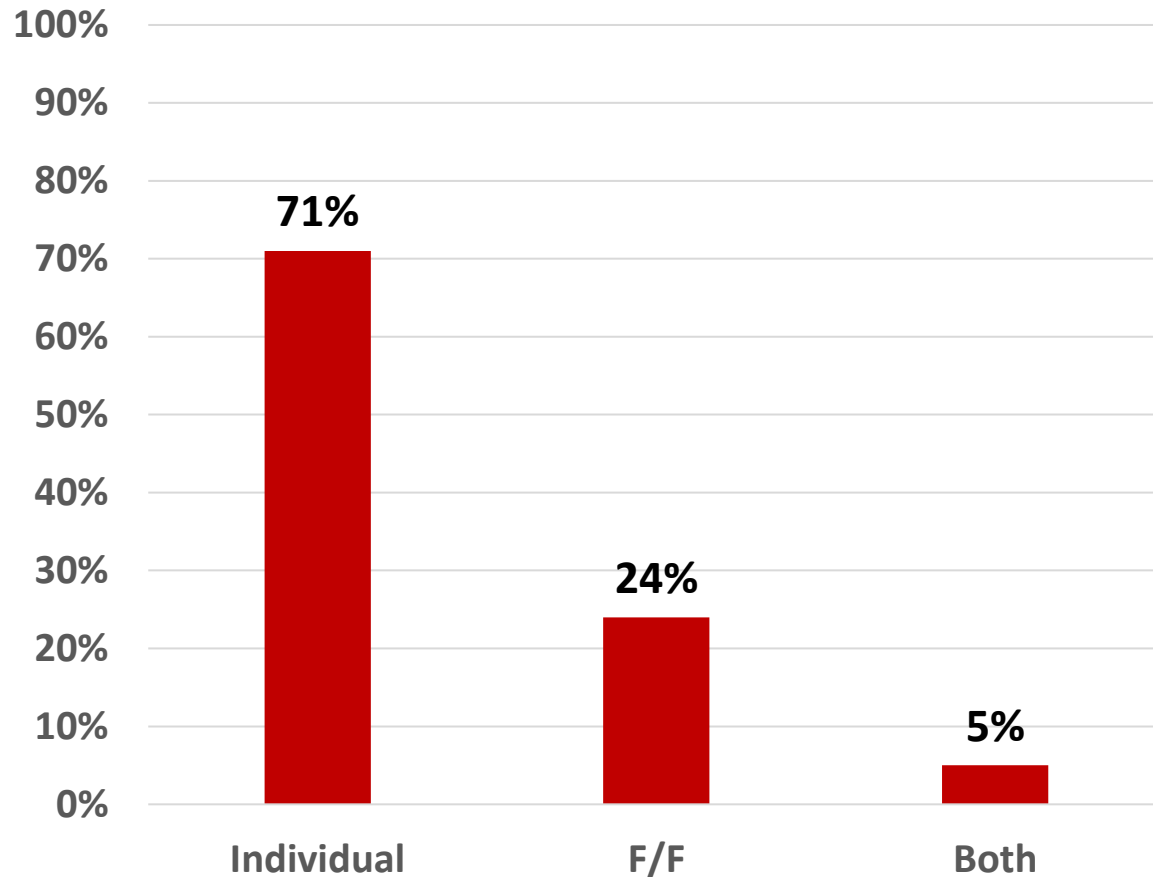
Again, analyzing just the 124 overdose incidents, Naloxone was administered in **67 (54%)** of the reported OD incidents. **Ninety-three percent (62)** of these events were non-fatal, while **7% (5)** of these overdoses resulted in a fatality.

Follow-Up Contact Data: 1/1/26 – 4/30/26



Kelley Research Associates

- **549** attempted Follow-up Contacts
- **54% (294)** were successful in having contact with either the individual involved in the incident, a family/friend, or both.



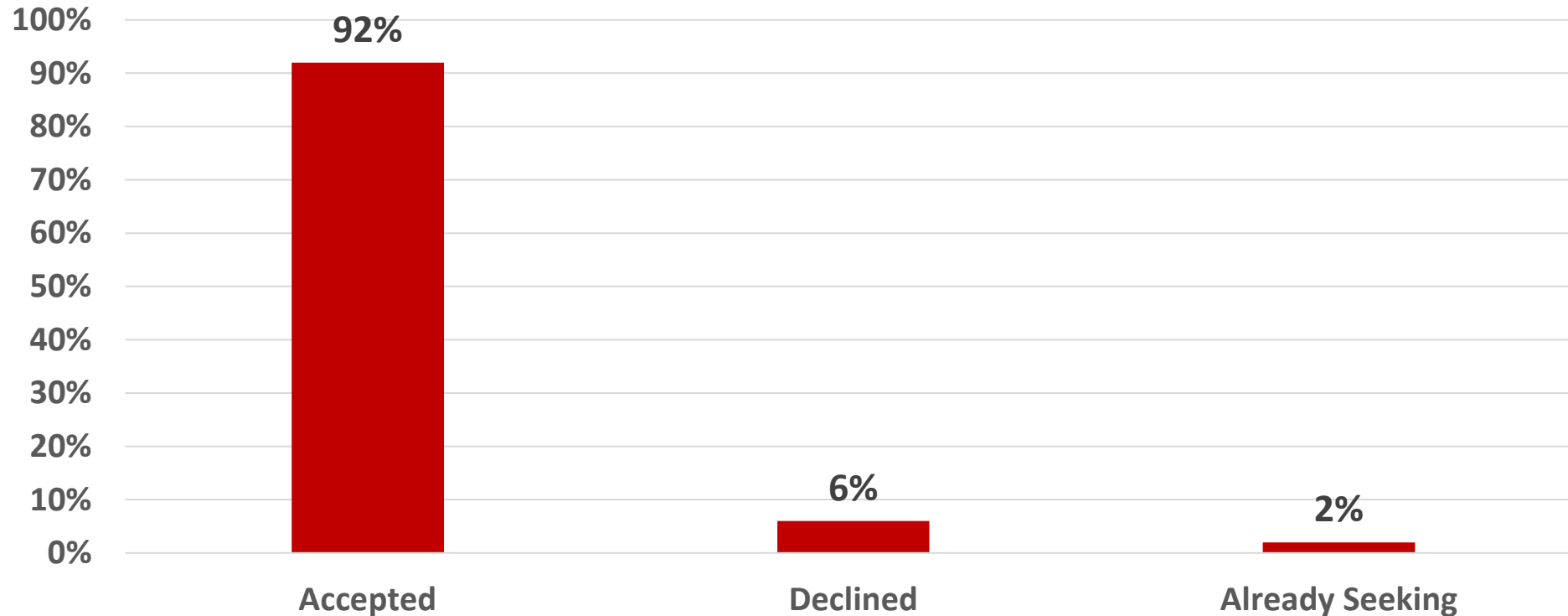
Seventy-one percent (208) of the successful follow-up contacts (294) resulted in contact with the individual who was involved in the incident or was referred, **24% (70)** resulted in contact with Family/Friends, and **5% (16)** resulted in contact with both the individual and family/friends.

Successful Client Contact Outcomes

1/1/26 – 4/30/26



Kelley Research Associates



Of the 224 successful contacts with the person involved in the incident (Individual Only and Both): **92% (206)** resulted in the individual accepting information/resources from the outreach team; **6% (14)** declined the offer of information/resources; and **2% (4)** of individuals were already seeking services.

May 8, 2026



Tier 2 Follow-Up Analysis

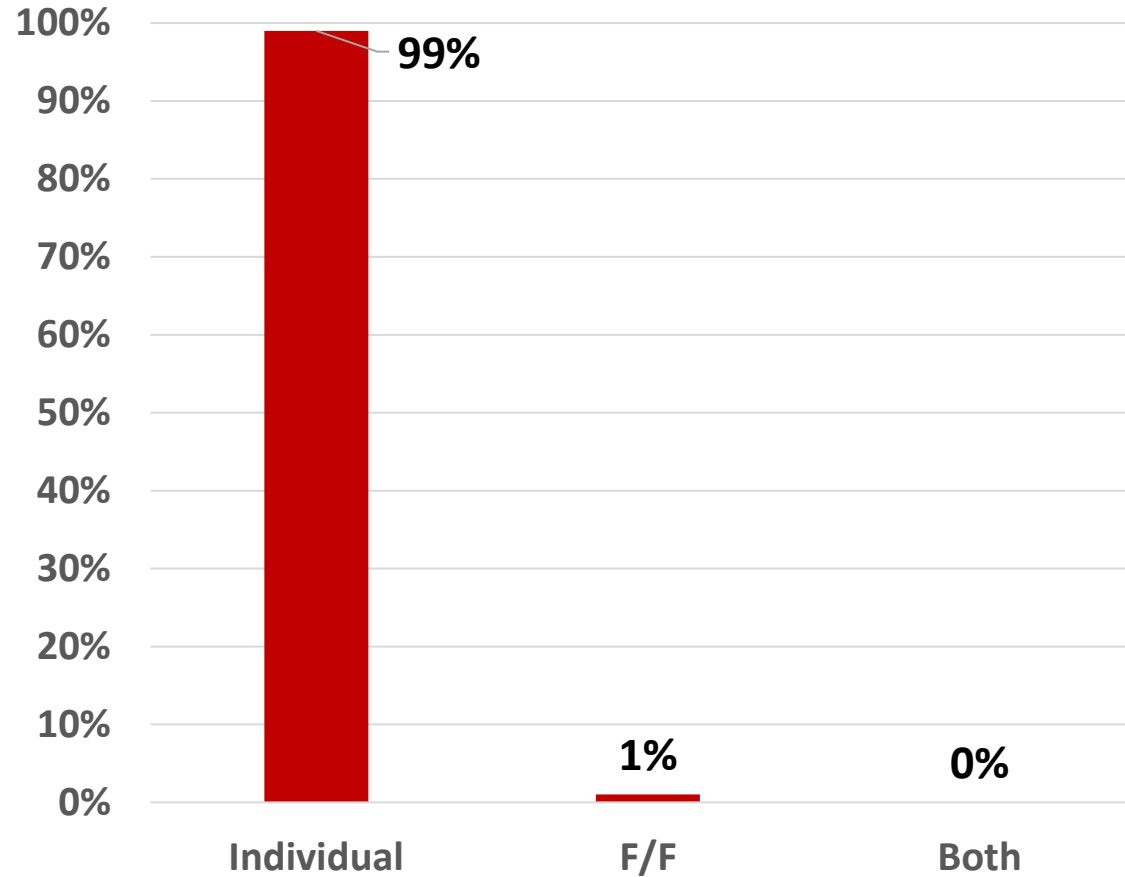
Tier 2: Follow-Up Contact Data

1/1/26 – 4/30/26



Kelley Research Associates

- **299** attempted outreach visits (in-person, phone, electronic, other)
- **53% (159)** were successful in having contact with either the Tier 2 client, a family/friend, or both.



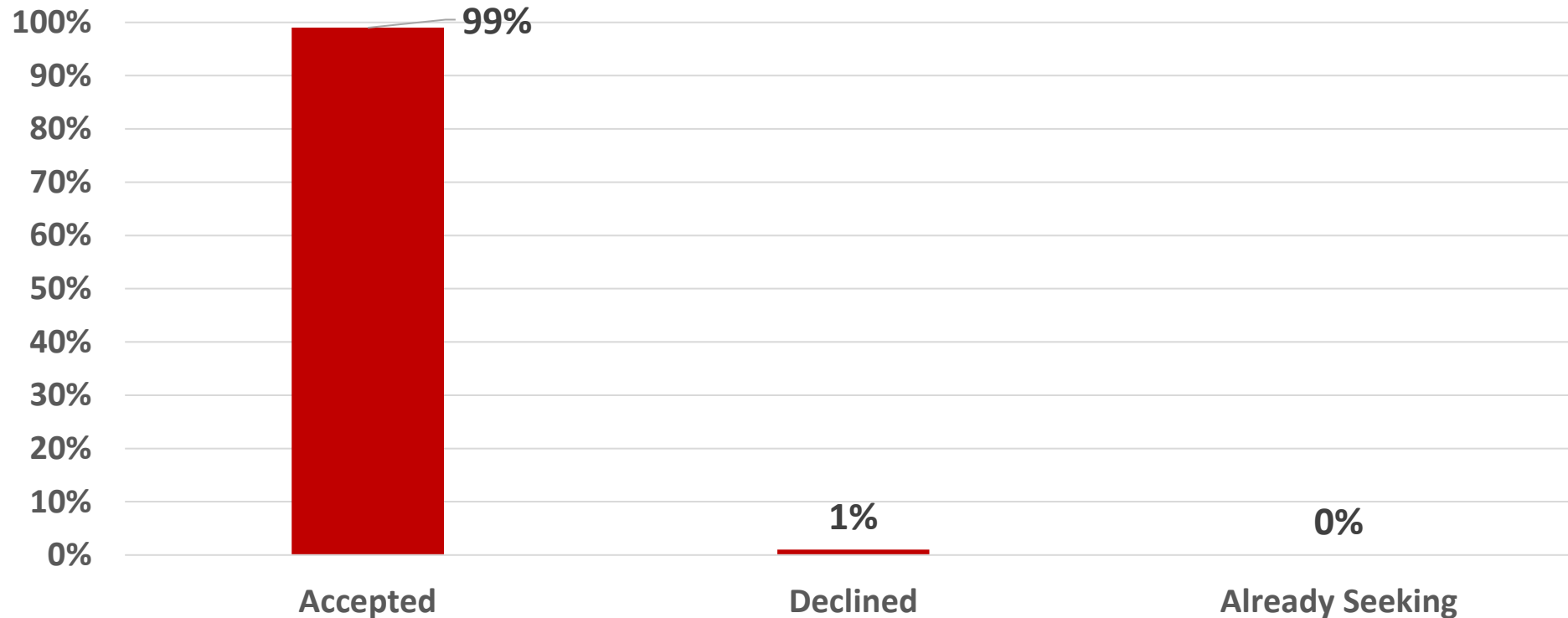
Ninety-nine percent (158) of the successful follow-up visits (159) resulted in contact with the Tier 2 client, **1% (1)** resulted in contact with Family/Friends, and **0% (0)** resulted in contact with both the Tier 2 client and family/friends.

Tier 2: Successful Contact Outcomes

1/1/26 – 4/30/26



Kelley Research Associates

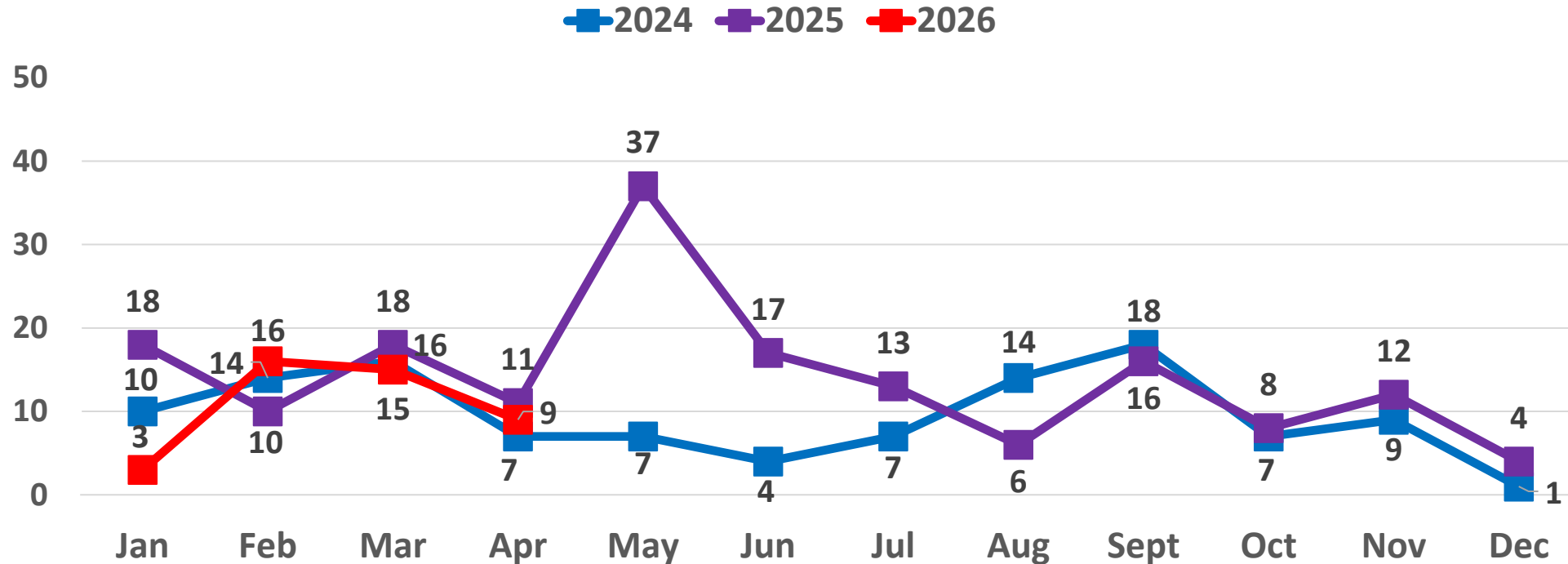


Of the 158 successful contacts with the Tier 2 client (Individual Only and Both): **99% (157)** resulted in the individual accepting information/resources from the outreach team; **1% (1)** declined the offer of information/resources; and **0% (0)** of individuals were already seeking services.



Hospitality Center Update

Hospitality Center Contacts



Kelley Research Associates

There was on average 10.8 hospitality center contacts, or 43 total between 1/1/26 and 4/30/26. Seventy-nine percent (34) were recorded as Hospitality contacts (i.e. not a prior PCO client) and 21% (9) were existing Tier-2 client contacts. Of note, 58% (25) of these contacts took place at the Hospitality Center in Kingston and 42% (18) took place in Brockton during PCO outreach efforts at that location.



Hospitality Center Services Requested

□ Hospitality Center service requests included:

- | | |
|-------------------------------|----------|
| ❖ Recovery Coach/Peer Support | 26 (60%) |
| ❖ Social Visit | 15 (35%) |
| ❖ Housing Assistance | 8 (19%) |
| ❖ ID/S.S./Birth Cert. Help | 8 (19%) |
| ❖ Treatment Options | 5 (12%) |
| ❖ Other | 9 (21%) |
- ❖ This data can add to more than 100% since more than one service can be requested at each visit



Hospitality Center Supply Distribution

- In addition to the 43 hospitality center contacts requesting services, another 26 visits involved PCO partner agencies or community members dropping in at the Kingston location to receive supplies.
- Supplies provided between 1/1/26 and 4/30/26 include:
 - 241 Boxes of Naloxone
 - 55 Harm Reduction Kits
 - Four Family Support Packets
 - Three Resource Packets