



Plymouth County Outreach Project

PAMELA KELLEY

KELLEY RESEARCH ASSOCIATES

STONEHILL COLLEGE

SEAN VARANO

KELLEY RESEARCH ASSOCIATES

ROGER WILLIAMS UNIVERSITY



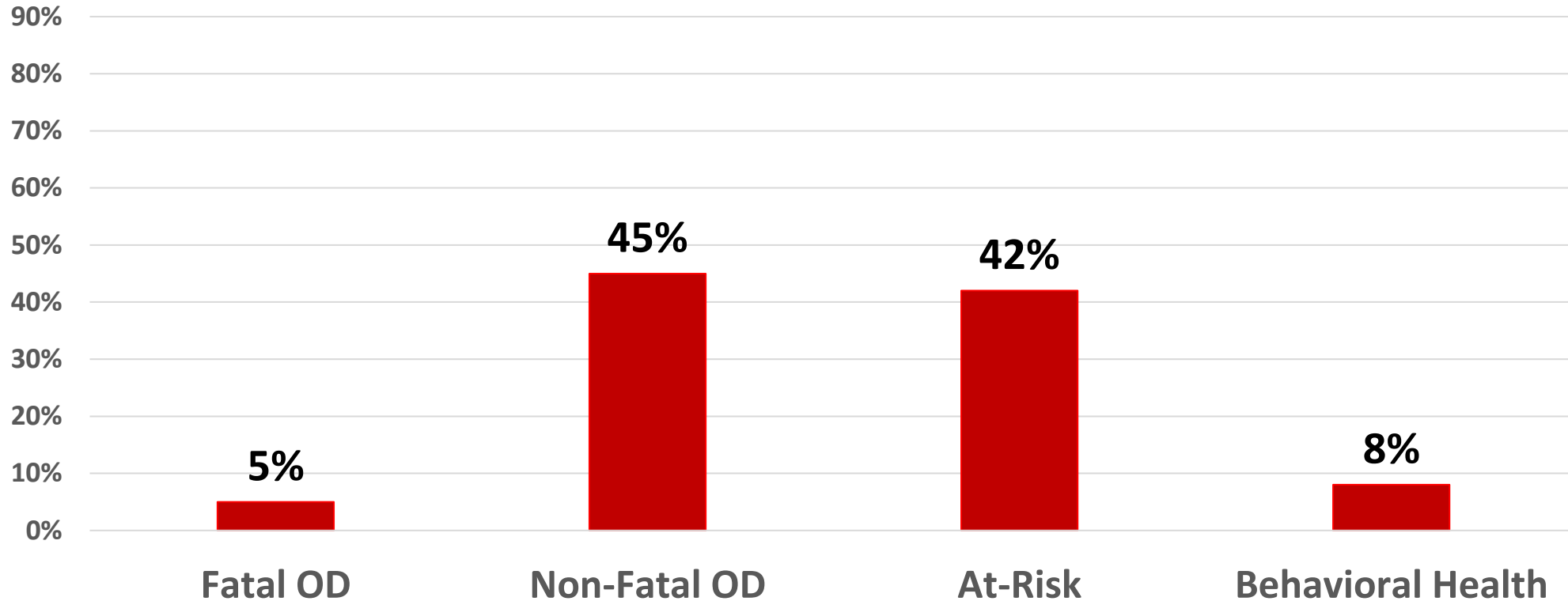
County-Wide Preliminary Data

1/1/25 – 11/30/25

Type of Incident: 1/1/25 – 11/30/25

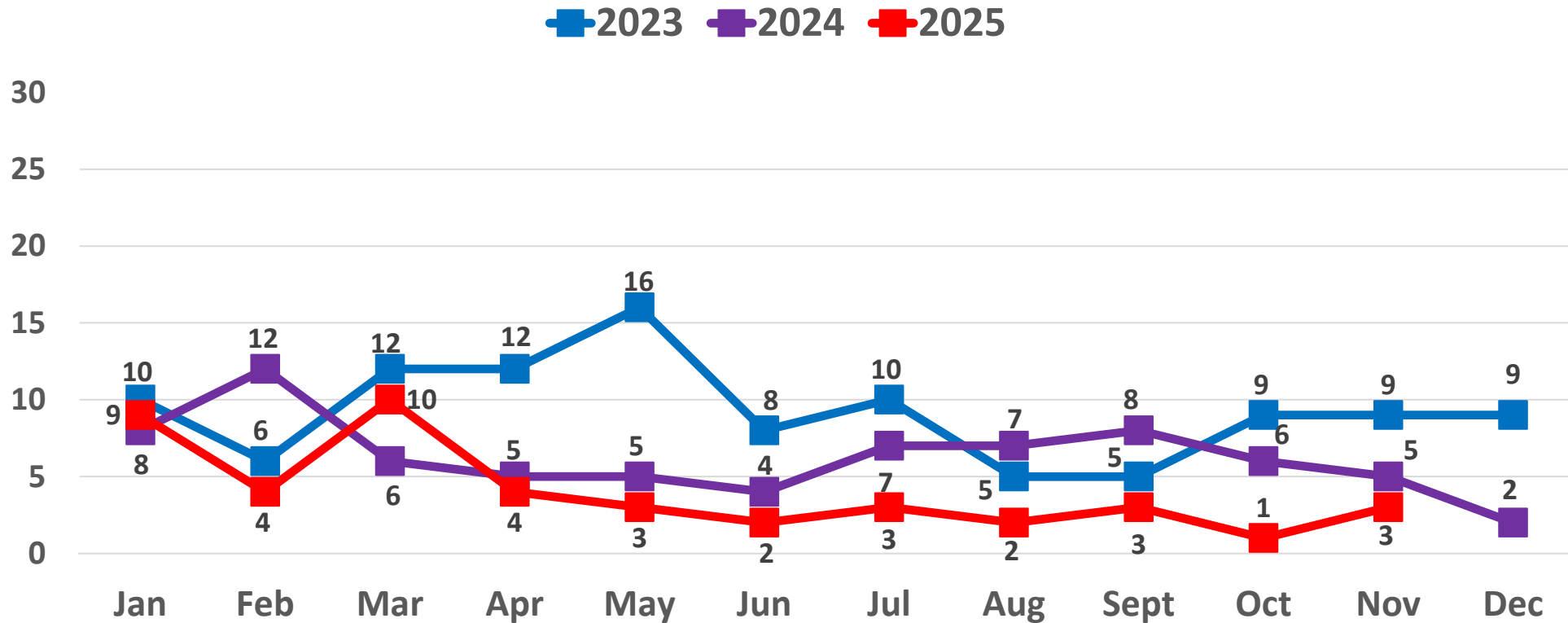


Kelley Research Associates



There were a total of **946 incidents (OD incidents, At-Risk Referrals, and Behavioral Health incidents)** recorded in Plymouth County between 1/1/25 and 11/30/25: **44 (5%) involved a fatal overdose; 430 (45%) involved a non-fatal overdose; 394 (42%)** were categorized as an “at-risk” individual, and **78 (8%) involved Behavioral Health incidents.**

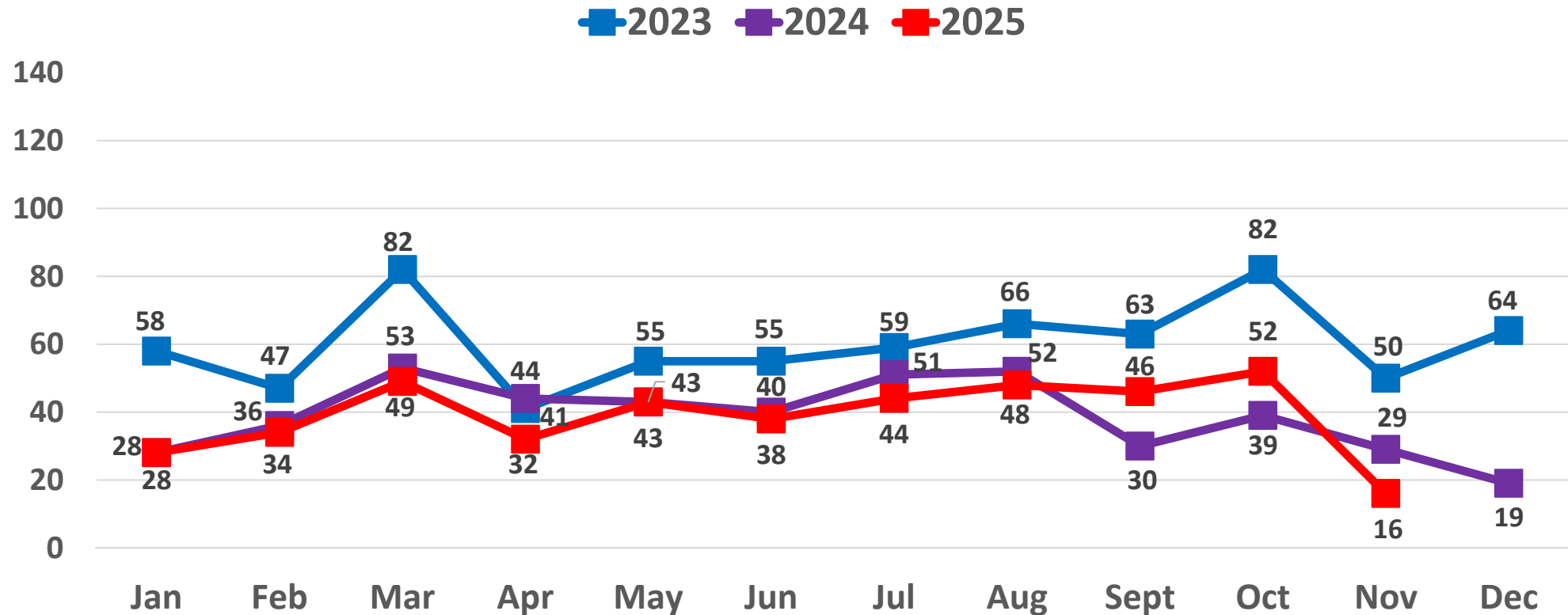
Fatal Incident Monthly Trend



Kelley Research Associates

There was on average 4 fatal ODs per month, or 44 total, in the County between 1/1/25 and 11/30/25. This is a 40% decrease over the 2024 monthly average of 6.6 or 73 total, for the same time frame.

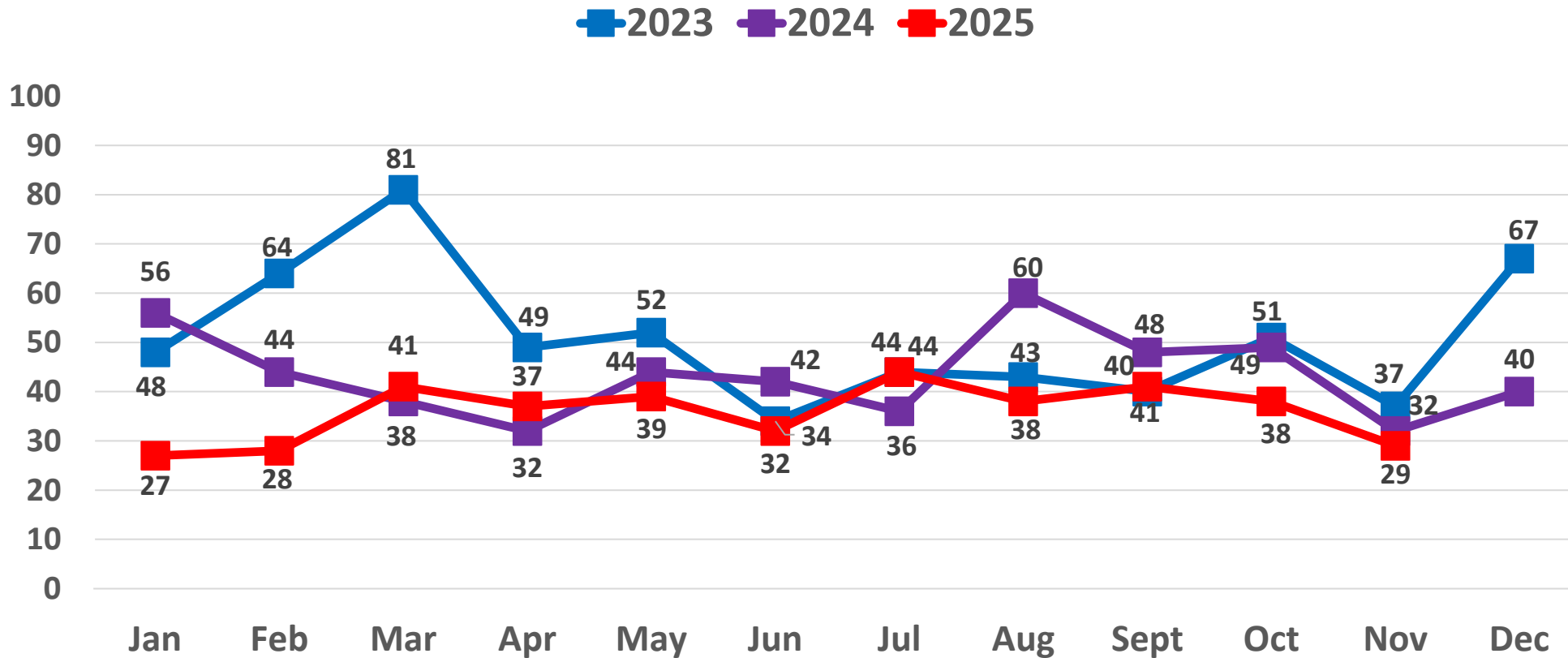
Non-Fatal Incident Monthly Trend



Kelley Research Associates

There was on average 39.1 non-fatal ODs per month, or 430 total, in the County between 1/1/25 and 11/30/25. This is a 3% decrease over the 2024 monthly average of 40.5 or 445 total, for the same time frame.

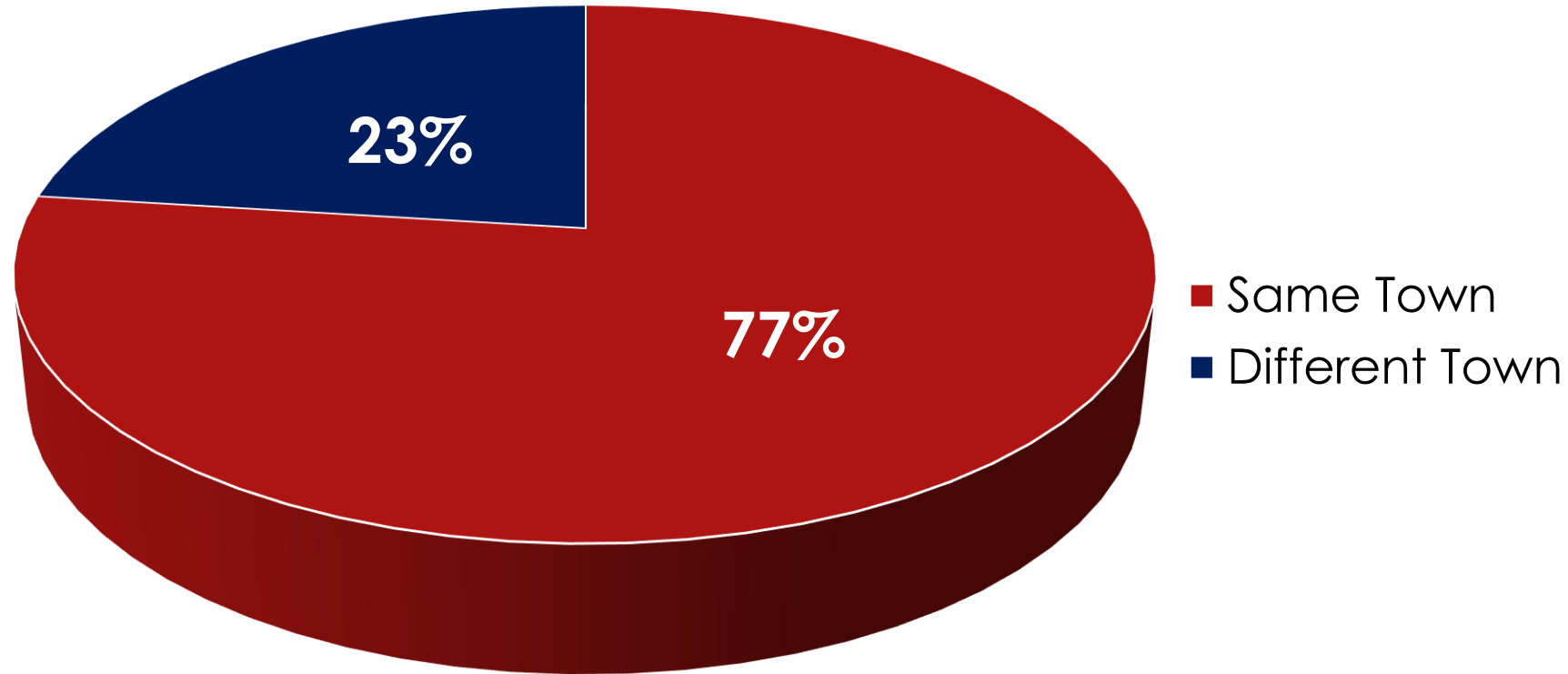
At-Risk Monthly Trend



Kelley Research Associates

There was on average **35.8 At-Risk entries per month, or 394 total**, in the County between 1/1/25 and 11/30/25. This is an **18% decrease** over the 2024 monthly average of 43.7 or 481 total, for the same time frame. Of note, 73% (288) of the at-risk entries during this time frame are related to individuals with alcohol use disorder.

Incident vs. Resident Town: 1/1/25 – 11/30/25



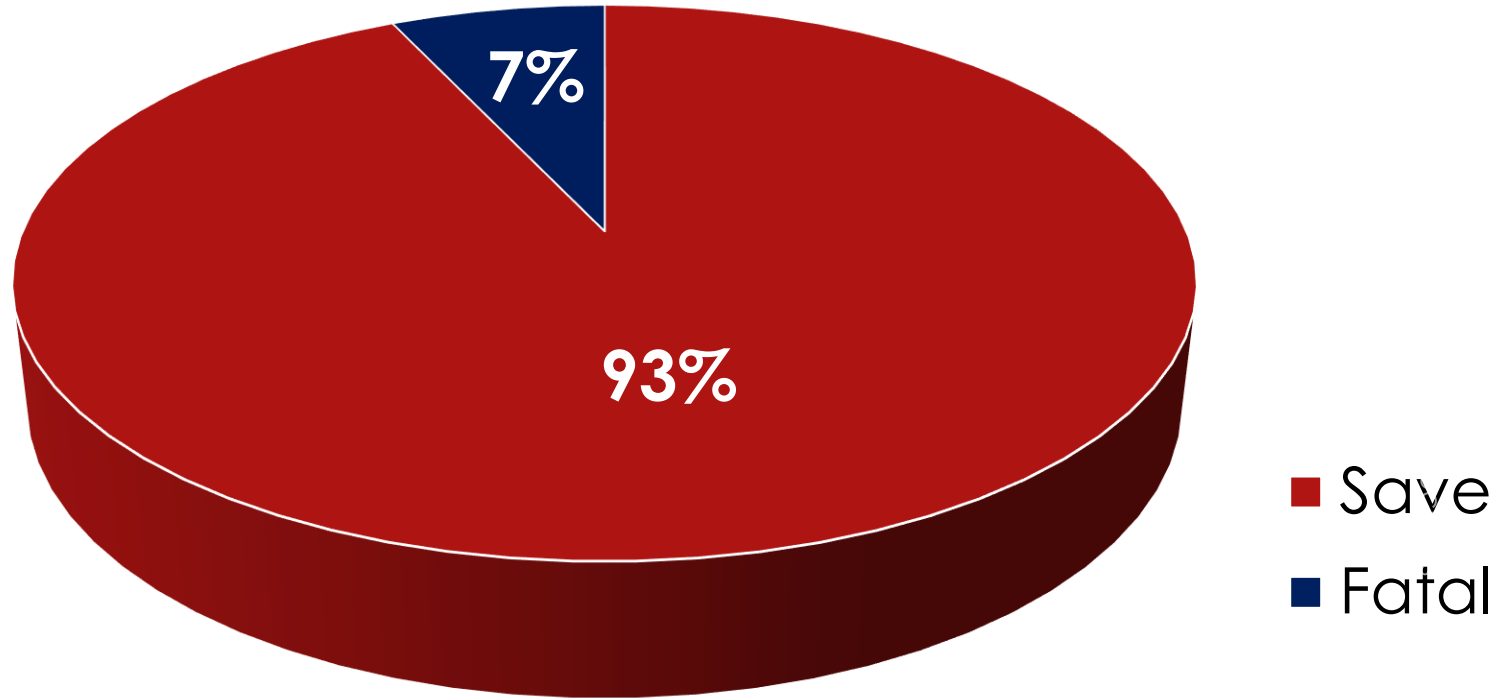
Kelley Research Associates

Analyzing just the 474 overdose incidents, **364 (77%)** of the OD incidents between 1/1/25 and 11/30/25 occurred in same town that the person lived in. However, in **110 (23%)** of the incidents the person was from a different town than where the incident occurred.

Naloxone "Saves": 1/1/25 – 11/30/25



Thirty-seven percent (103) of these incidents involved Naloxone being administered by a 3rd party family/friend prior to first responders arriving.



Kelley Research Associates

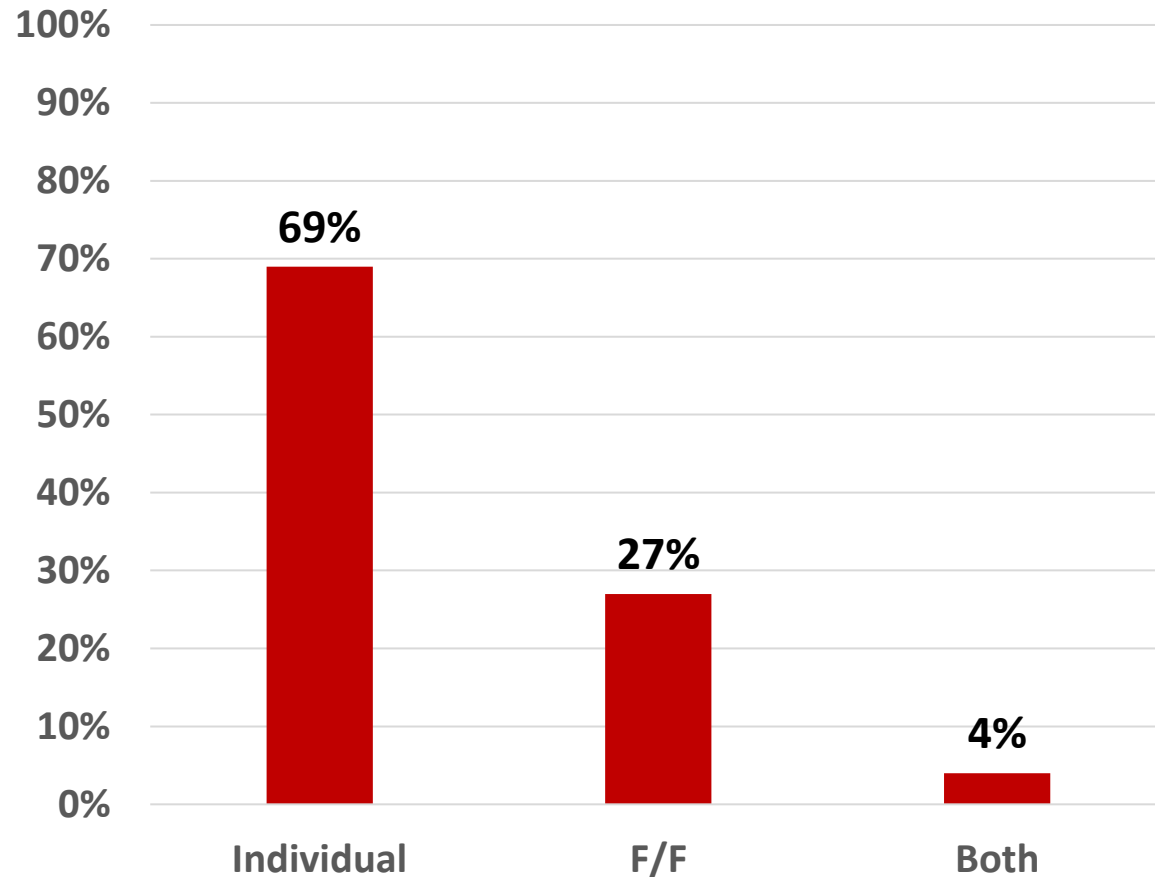
Again, analyzing just the 474 overdose incidents, Naloxone was administered in **275 (58%)** of the reported OD incidents. **Ninety-three percent (255)** of these events were non-fatal, while **7% (20)** of these overdoses resulted in a fatality.

Follow-Up Contact Data: 1/1/25 – 11/30/25



Kelley Research Associates

- **1,482** attempted Follow-up Contacts
- **45% (662)** were successful in having contact with either the individual who overdosed, a family/friend, or both.



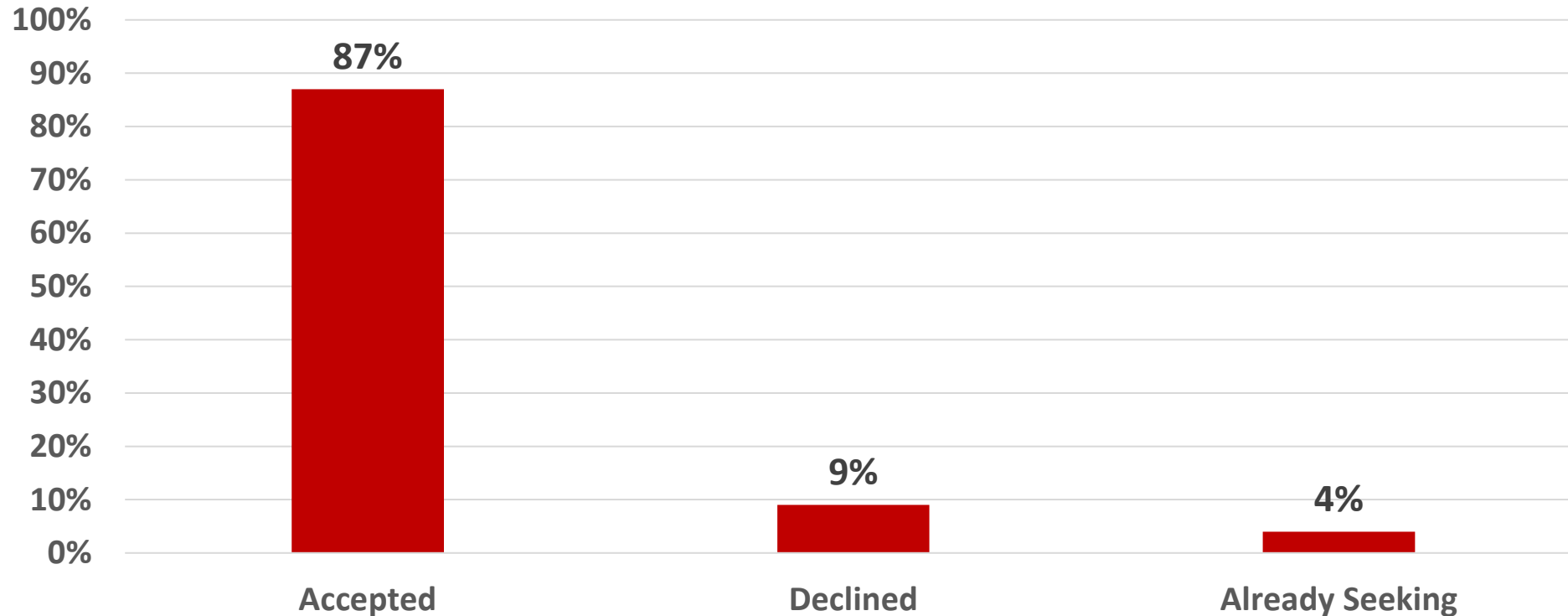
Sixty-nine percent (456) of the successful follow-up contacts (662) resulted in contact with the individual that had overdosed or was referred, **27% (180)** resulted in contact with Family/Friends, and **4% (26)** resulted in contact with both the individual and family/friends.

Successful Client Contact Outcomes

1/1/25 – 11/30/25



Kelley Research Associates



Of the 482 successful contacts with the person that overdosed or was referred (Individual Only and Both): **87% (418)** resulted in the individual accepting information/resources from the outreach team; **9% (43)** declined the offer of information/resources; and **4% (21)** of individuals were already seeking services.

December 5, 2025



Tier 2 Follow-Up Analysis

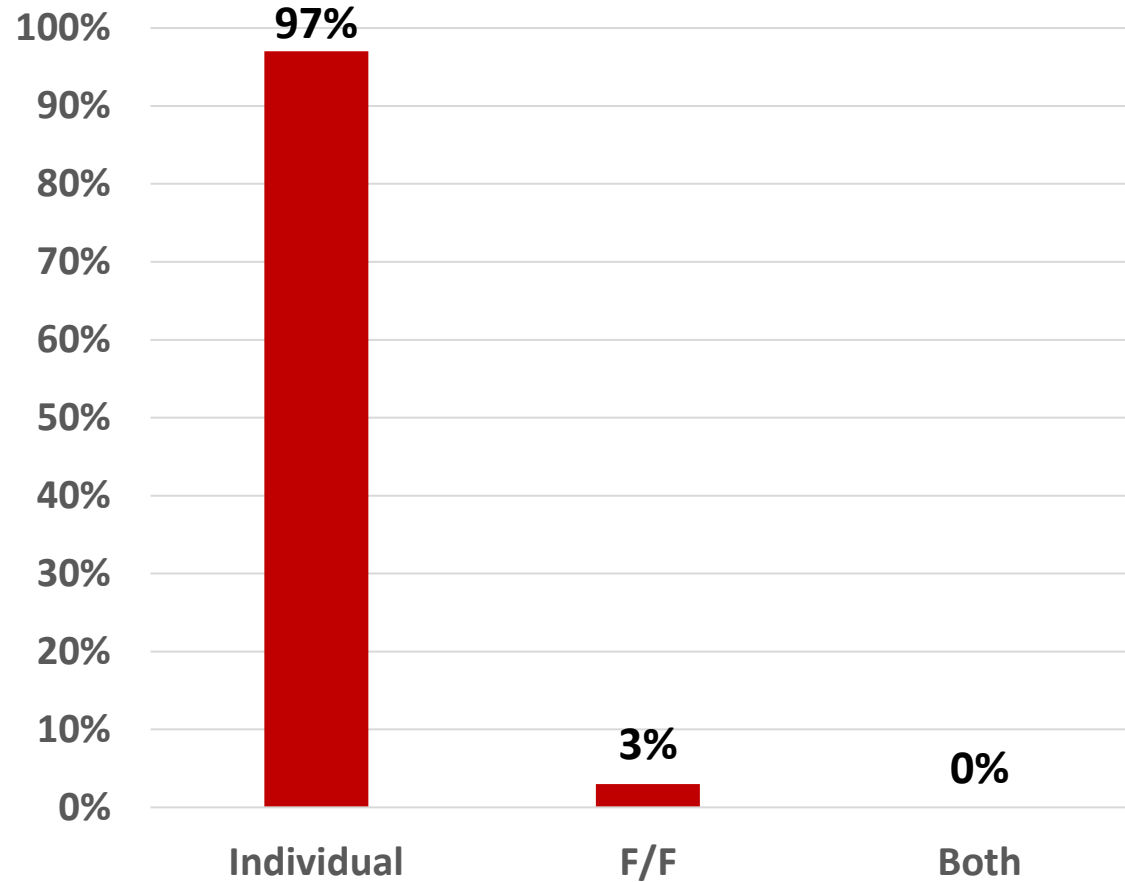
Tier 2: Follow-Up Contact Data

1/1/25 – 11/30/25



Kelley Research Associates

- **640** attempted outreach visits (in-person, phone, electronic, other)
- **58% (372)** were successful in having contact with either the Tier 2 client, a family/friend, or both.



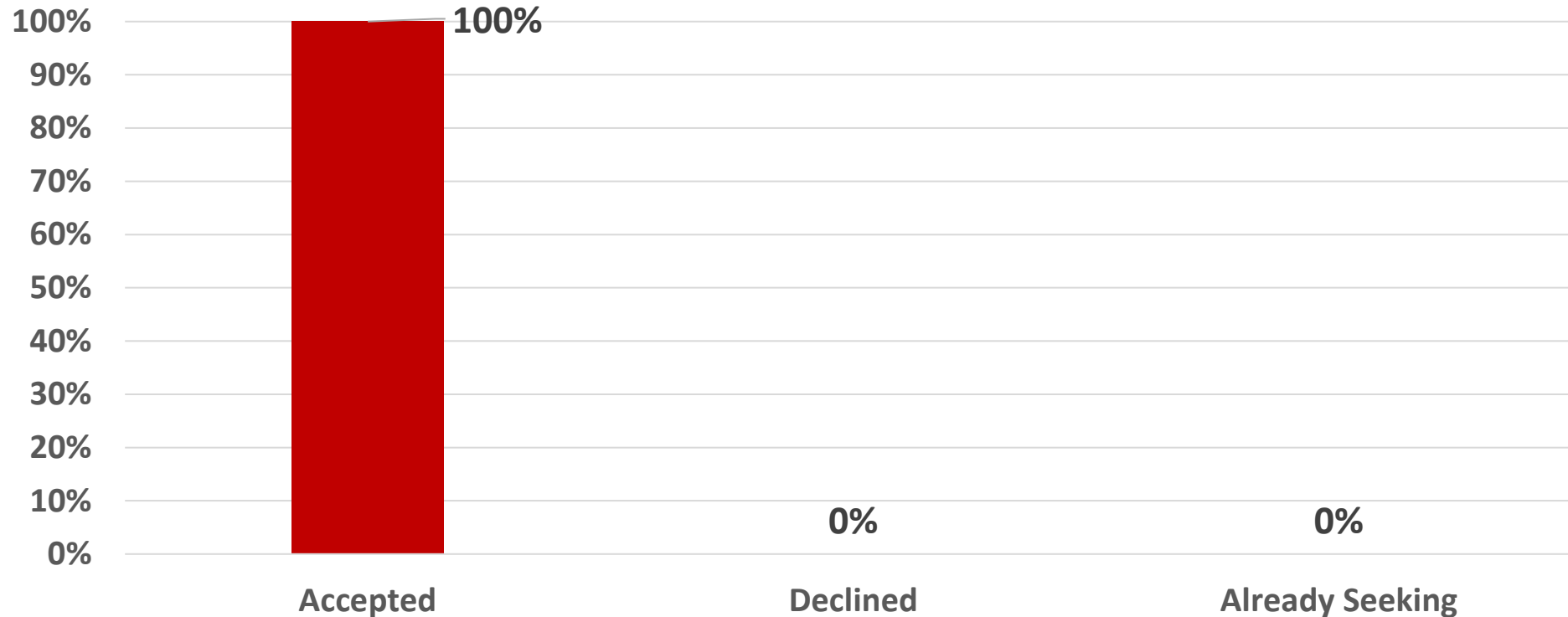
Ninety-seven percent (360) of the successful follow-up visits (372) resulted in contact with the Tier 2 client, **3% (10)** resulted in contact with Family/Friends, and **less than 1% (2)** resulted in contact with both the Tier 2 client and family/friends.

Tier 2: Successful Contact Outcomes

1/1/25 – 11/30/25



Kelley Research Associates



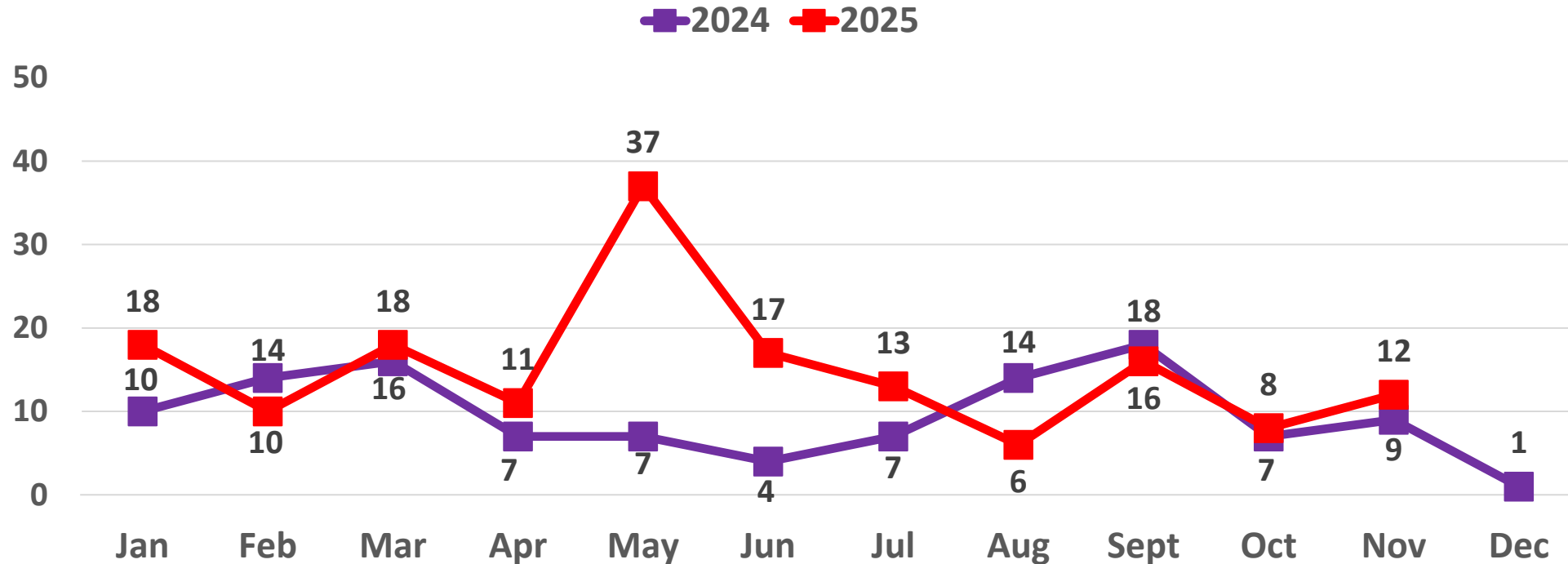
Of the 362 successful contacts with the Tier 2 client (Individual Only and Both): **100% (361)** resulted in the individual accepting information/resources from the outreach team; **0% (0)** declined the offer of information/resources; and **less than 1% (1)** of individuals was already seeking services.

December 5, 2025



Hospitality Center Update

Hospitality Center Contacts



Kelley Research Associates

There was on average **15.1 hospitality center contacts, or 166 total** between 1/1/25 and 11/30/25. **Eighty-five percent (141)** were recorded as Hospitality contacts (i.e. not a prior PCO client) and **15% (25)** were existing Tier-2 client contacts. Of note, **65% (108)** of these contacts took place in Brockton during PCO outreach efforts at that location, while **31% (51)** took place at the Hospitality Center in Kingston, and **2% (4)** took place in Middleboro. The remaining three visits did not have a location specified in the record.



Hospitality Center Services Requested

□ Hospitality Center service requests included:

❖ Recovery Coach Support	44 (27%)
❖ Housing Assistance	43 (26%)
❖ ID/S.S./Birth Cert. Help	41 (25%)
❖ Social Visit	37 (22%)
❖ Treatment Referrals (Detox, Inpatient, Outpatient)	29 (17%)
❖ Basic Needs	25 (15%)
❖ Mental Health/Medical Needs	13 (8%)
❖ Referrals to Other Programs	8 (5%)
❖ Health Insurance Assistance	8 (5%)
❖ Peer Support Groups	7 (5%)
❖ Sober Living	6 (4%)
❖ Other Services	25 (15%)
❖ This data can add to more than 100% since more than one service can be requested at each visit	



Hospitality Center Supply Distribution

- In addition to the 166 hospitality center contacts requesting services, another 45 visits involved PCO partner agencies or community members dropping in at the Kingston location to receive supplies.
- Supplies provided between 1/1/25 and 10/31/25 include:
 - 653 boxes of Naloxone
 - 87 Harm Reduction Kits (each has one box of Naloxone in it as well as other supplies)
 - 1 Basic Needs Backpack