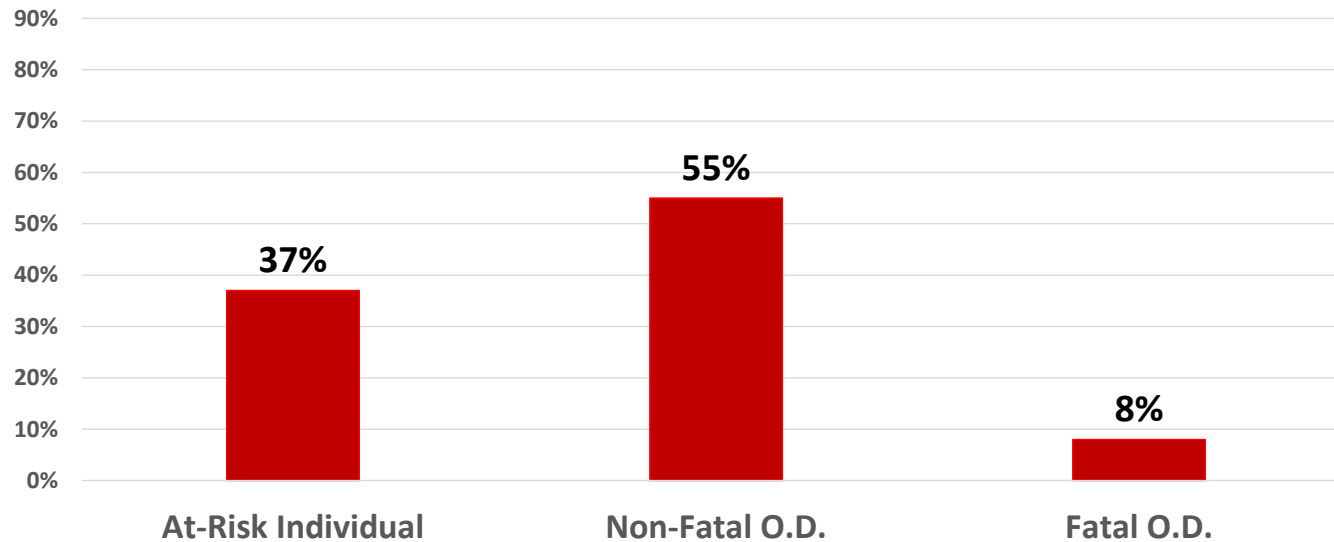


COUNTY-WIDE ANNUAL REPORT DATA 1/1/2022 – 12/31/2023

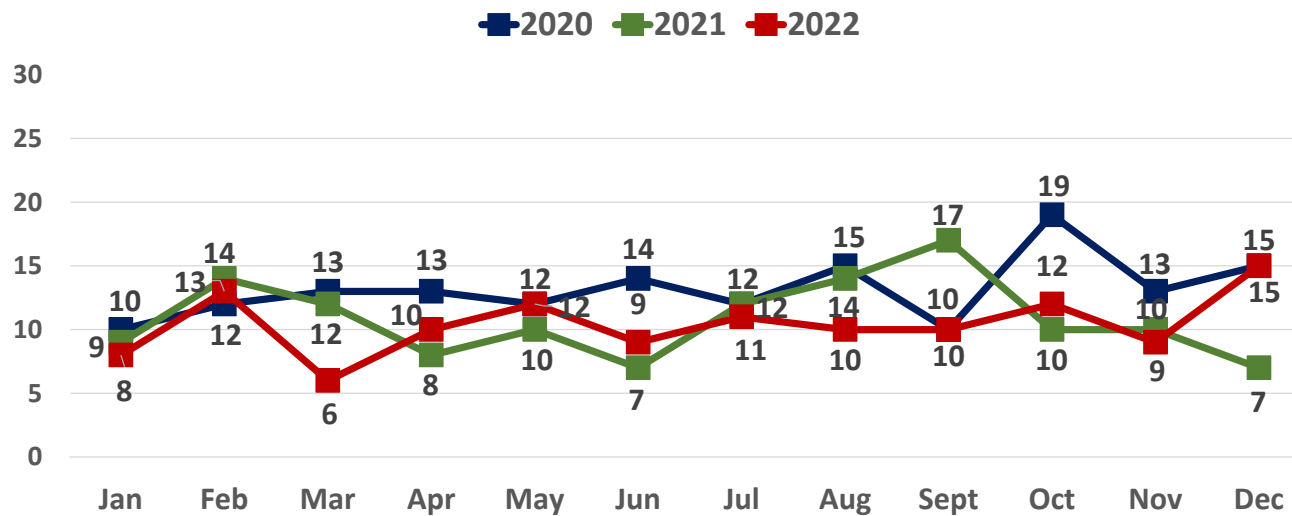
Type of Incident: 1/1/22 – 12/31/22



There were a total of **1,499 incidents (OD and At-Risk)** recorded in Plymouth County between 1/1/22 and 12/31/22: **125 (8%) were fatal; 822 (55%) were non-fatal;** and **552 (37%)** were categorized as “**at-risk**” individuals.

Kelley Research Associates: 3/1/23

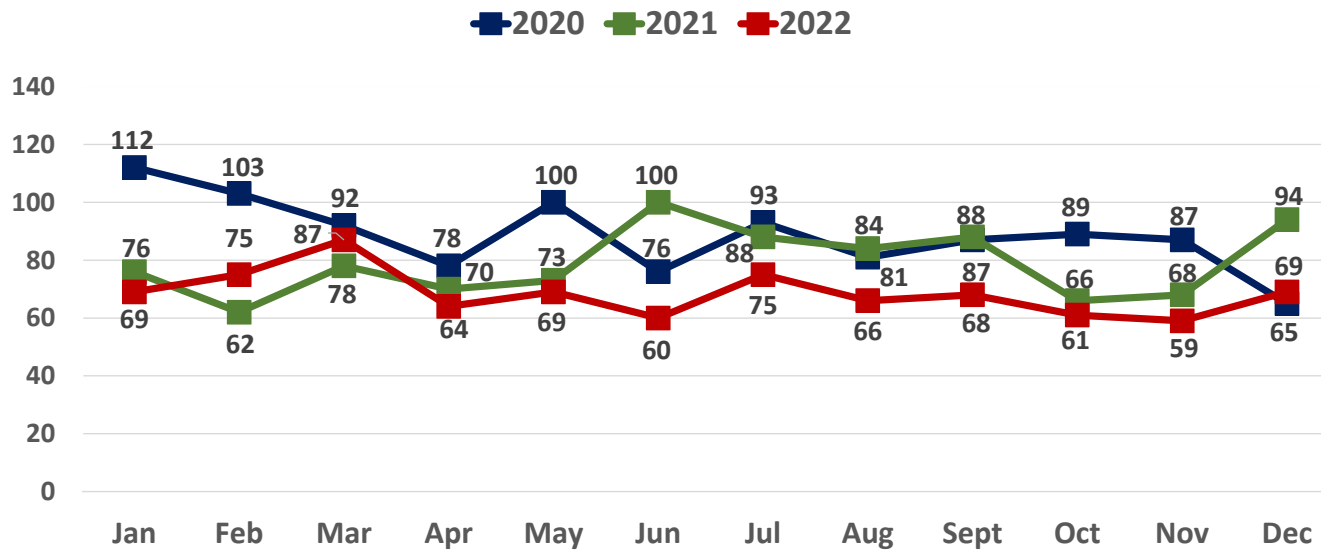
Fatal Incident 3-Yr Monthly Trend



There was on average 10.4 fatal ODs per month, or 125 total, in the County between 1/1/22 and 12/31/22. This is a 4% decrease over the 2021 monthly average of 10.8 or 130 total, for the same time frame and a 21% decrease over the 2020 monthly average of 13.2 or 158.

Kelley Research Associates: 3/1/23

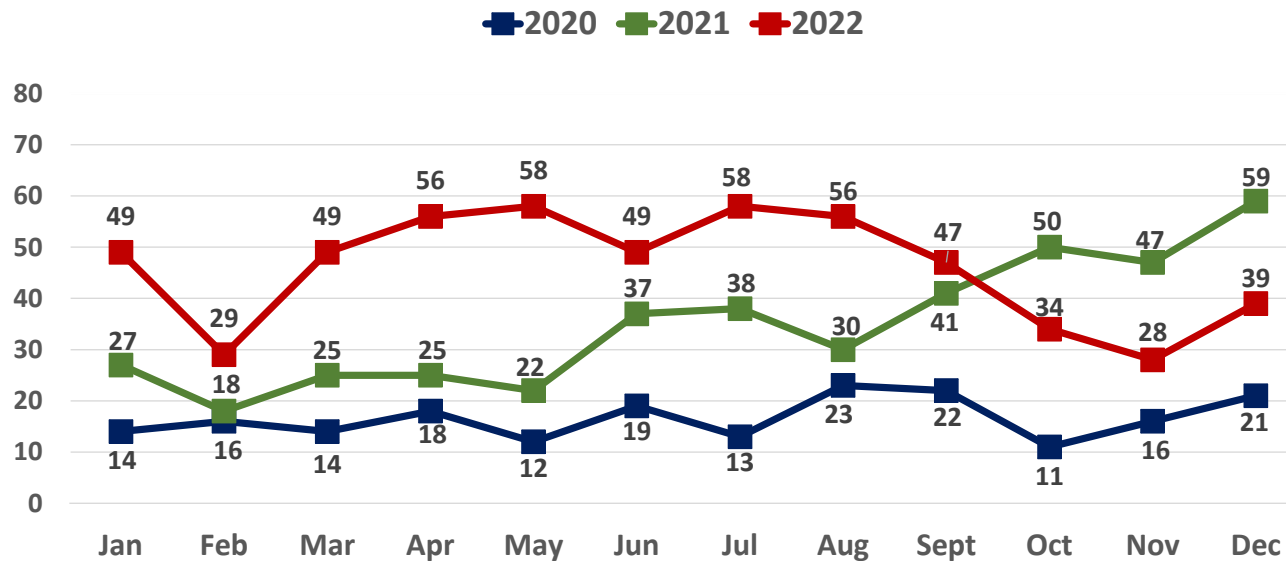
Non-Fatal Incident 3-Yr Monthly Trend



There was on average 68.5 non-fatal ODs per month, or 822 total, in the County between 1/1/22 and 12/31/22. This is a 13% decrease over the 2021 monthly average of 78.9, or 947 total, for the same time frame and a 23% decrease over the 2020 monthly average of 88.6 or 1,063.

Kelley Research Associates: 3/1/23

At-Risk 3 Yr Monthly Trend



There was on average **46 At-Risk entries per month, or 552 total**, in the County between 1/1/22 and 12/31/22. This is a **32% increase** over the 2021 monthly average of 34.9, or 419 total, for the same time frame and a 177% increase over the 2020 monthly average of 16.6 or 199.

Kelley Research Associates: 3/1/23



Top Six Communities

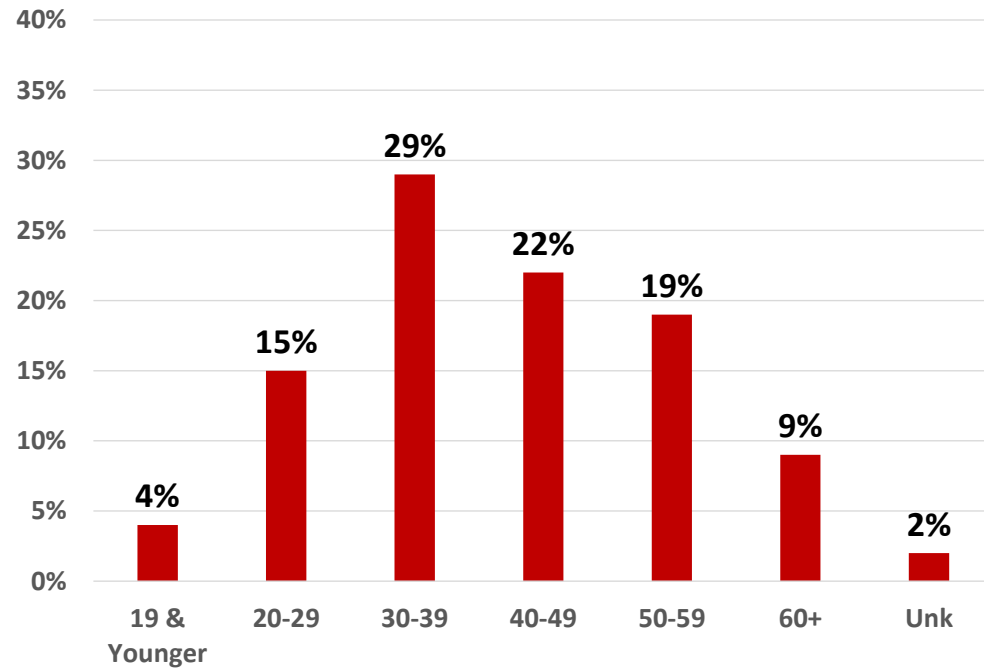
- **76% (723)** of the total fatal and non-fatal overdose incidents (947) occurred within six cities/towns in Plymouth County including:

▪ Brockton	402 (42%)
▪ Plymouth	106 (11%)
▪ Wareham	87 (9%)
▪ Middleborough	57 (6%)
▪ Rockland	39 (4%)
▪ Marshfield	35 (3%)

Age Range



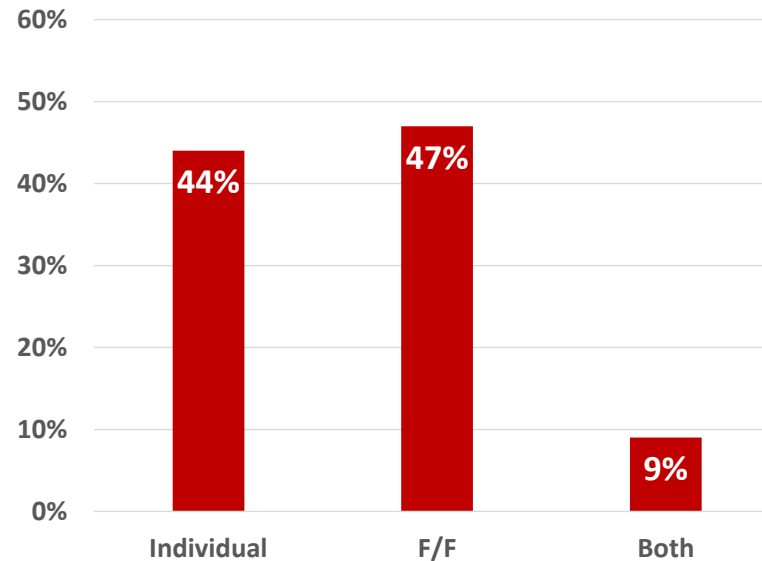
- **48% (617)** of the individuals involved in an overdose or at-risk referral were between the ages of 30 - 49.
- The youngest individual was **13 years old** and the oldest was **89 years old**.
- The youngest Fatal OD involved a **22 year old** and the oldest Fatal OD involved a **66 year old**.





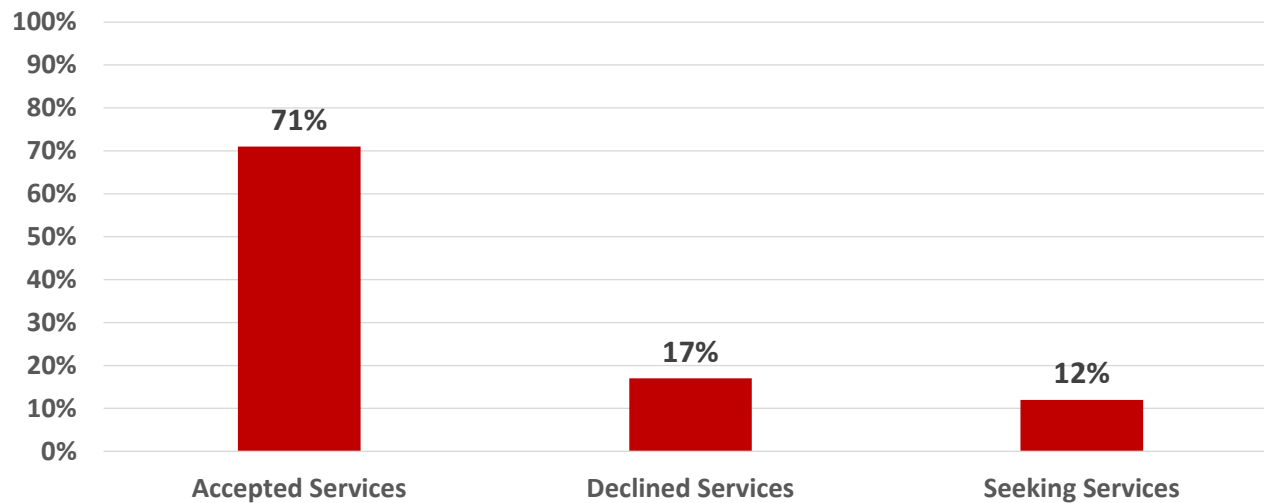
Follow-Up Visit Contacts

- **1,281** attempted Follow-Up Contacts
- **51% (653)** were successful in having contact with either the individual who overdosed, a family/friend, or both.



Forty-four percent (287) of the successful follow-up visits (653) resulted in contact with the individual that had overdosed or was referred, **47% (307)** resulted in contact with Family/Friends, and **9% (59)** resulted in contact with both the individual and family/friends.

Successful Client Contact Outcomes



Of the 346 successful contacts with the person that overdosed (Client Only and Both): **71% (244)** resulted in the individual accepting services from the outreach team; **17% (60)** declined the offer of services; and **12% (42)** of the individuals were already seeking services.