



# Plymouth County Outreach Project

---

**PAMELA KELLEY**

*KELLEY RESEARCH ASSOCIATES*

*STONEHILL COLLEGE*

**SEAN VARANO**

*KELLEY RESEARCH ASSOCIATES*

*ROGER WILLIAMS UNIVERSITY*

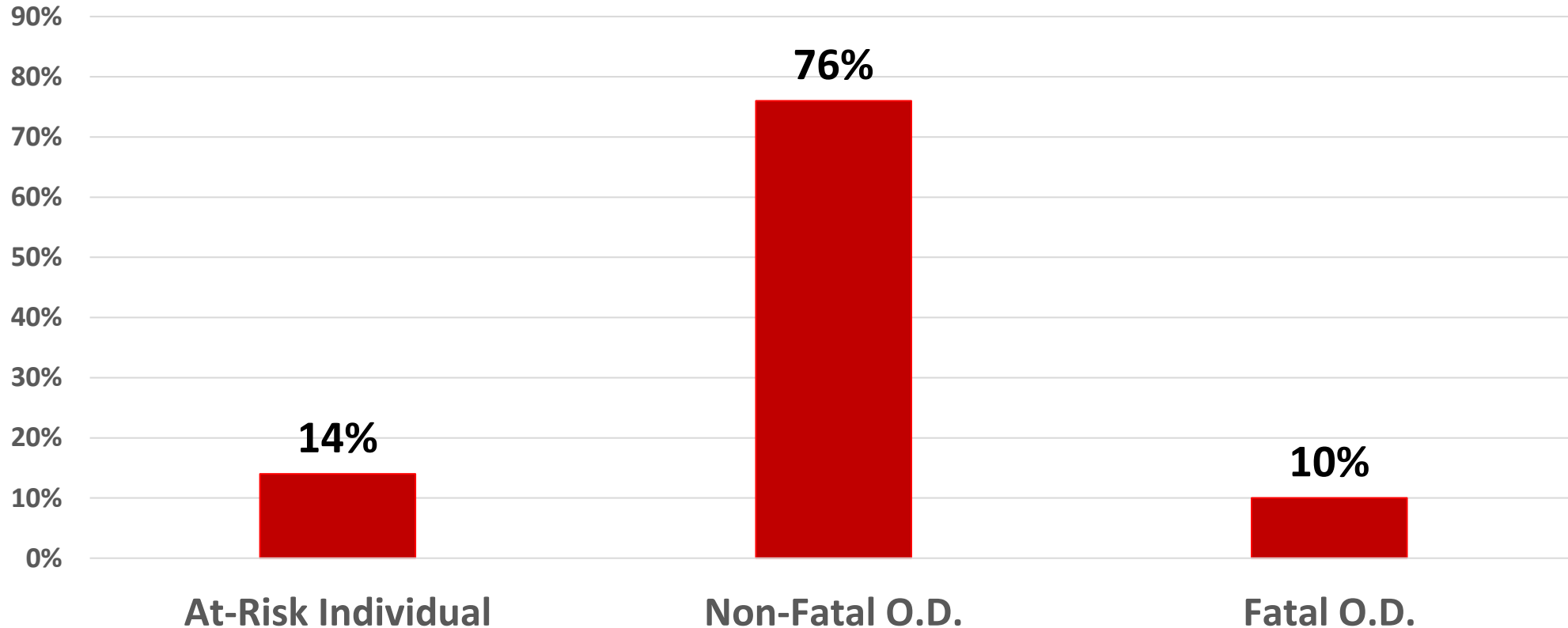


# County-Wide Preliminary Data:

---

***1/1/20 – 11/30/20***

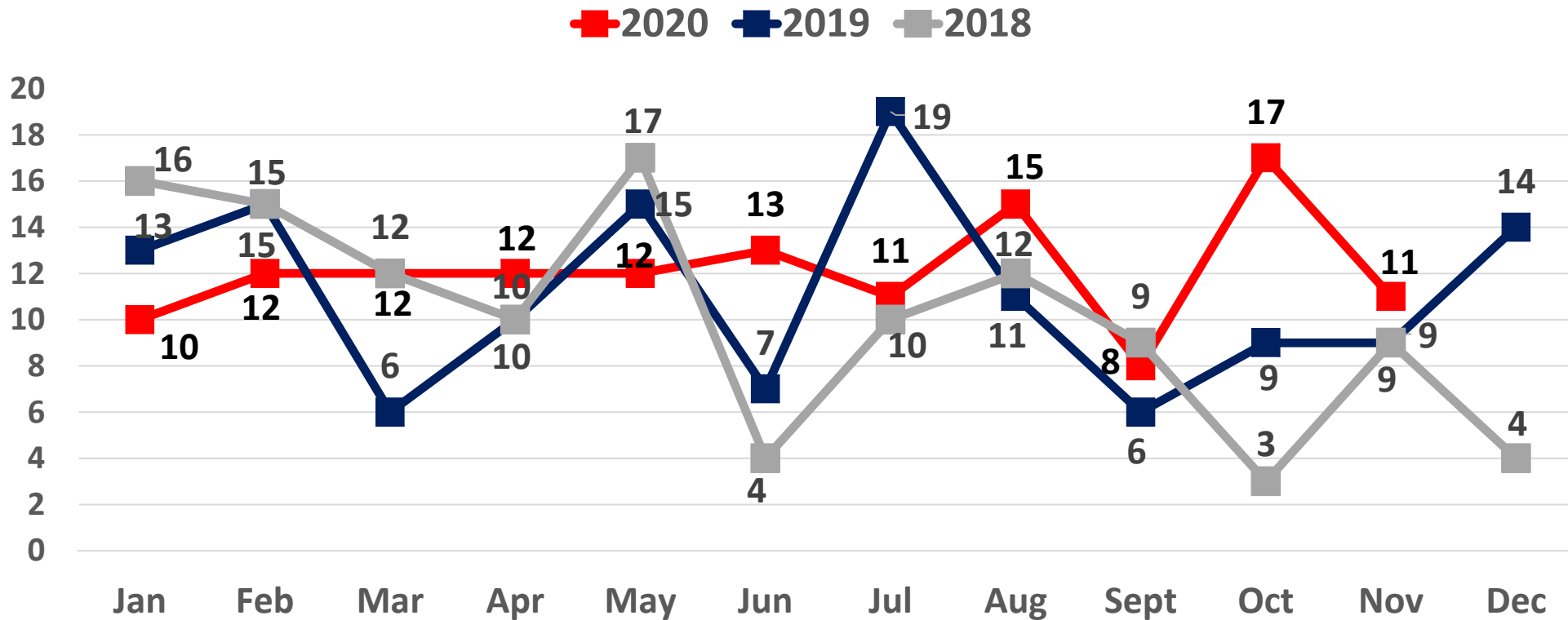
# Type of Incident: 1/1/20 – 11/30/20



Kelley Research Associates

There were a total of **1,309 incidents (OD and At-Risk)** recorded in Plymouth County between 1/1/20 and 11/30/20: **133 (10%) were fatal; 998 (76%) were non-fatal;** and 178 (14%) were categorized as “at-risk” individuals.

# Fatal Incident Monthly Trend

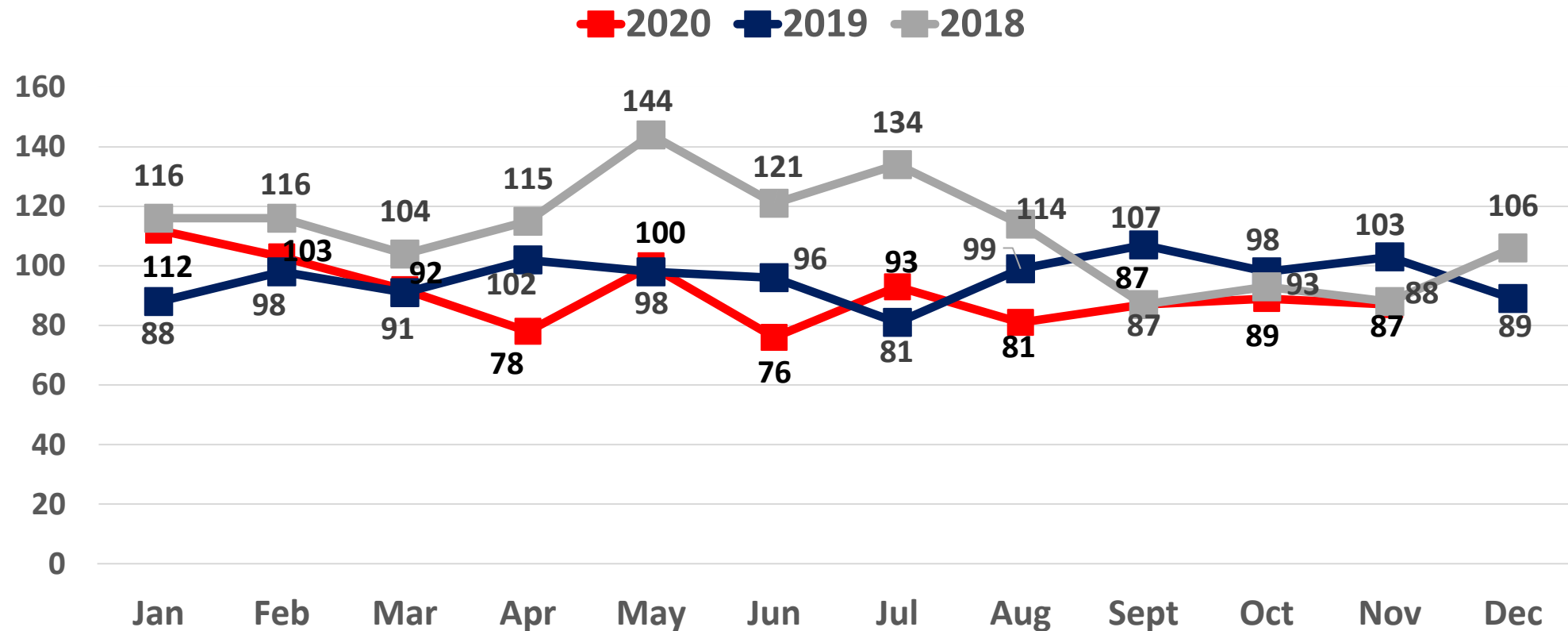


Kelley Research Associates

There was on average **12.1 fatal ODs per month, or 133 total**, in the County between 1/1/20 and 11/30/20. This is **an 11% increase** over the 2019 monthly average of 10.9 or 120 total, for the same time frame. Note, there was a 35% decrease in fatal overdoses between October (17) and November (11) 2020.

December 5, 2020

# Non-Fatal Incident Monthly Trend



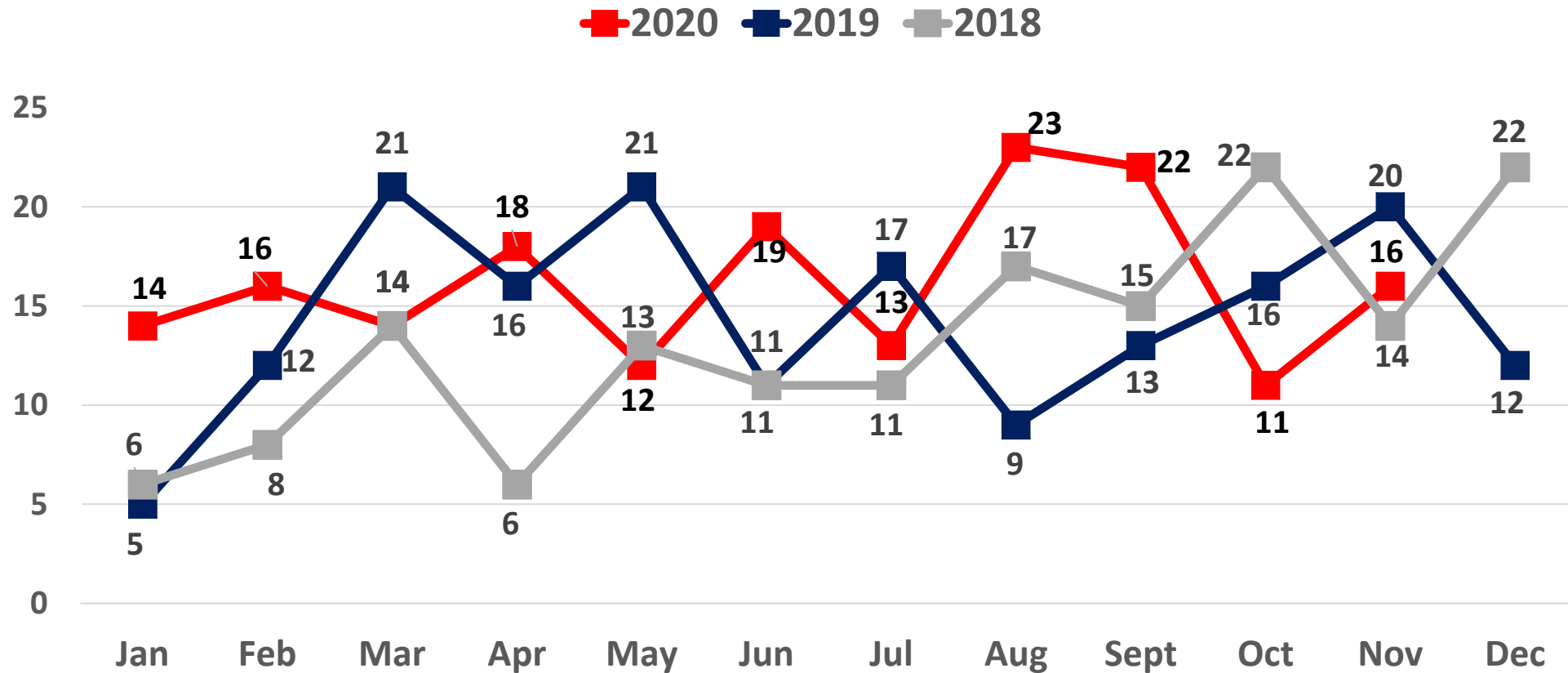
Kelley Research Associates

There was on average **90.7 non-fatal ODs per month, or 998 total**, in the County between 1/1/20 and 11/30/20. This is a **6% decrease** over the 2019 monthly average of 96.5, or 1061 total, for the same time frame.

# At-Risk Monthly Trend



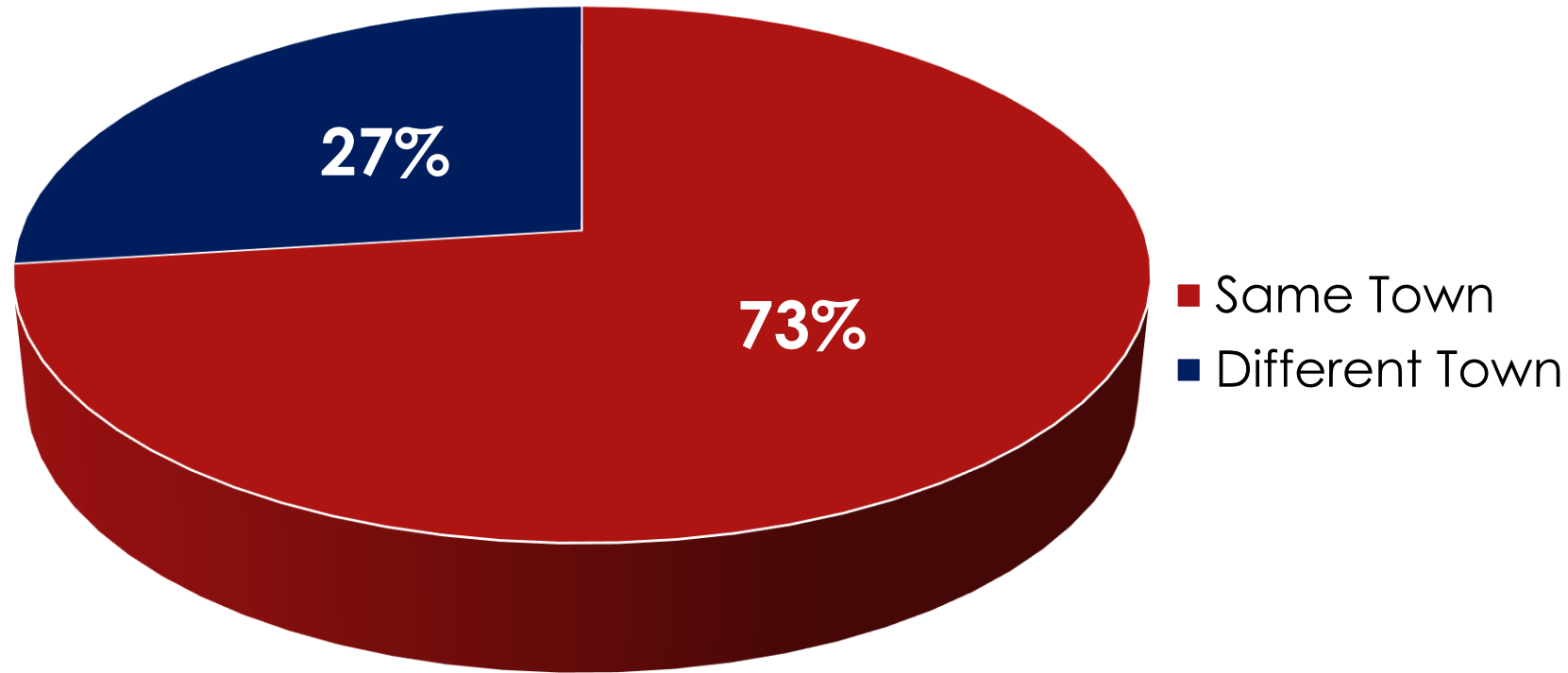
Kelley Research Associates



There was on average **16.2 At-Risk entries per month, or 178 total**, in the County between 1/1/20 and 11/30/20. This is an **11% increase** over the 2019 monthly average of 14.6, or 161 total, for the same time frame.

December 5, 2020

# Incident vs. Resident Town: 1/1/20 – 11/30/20



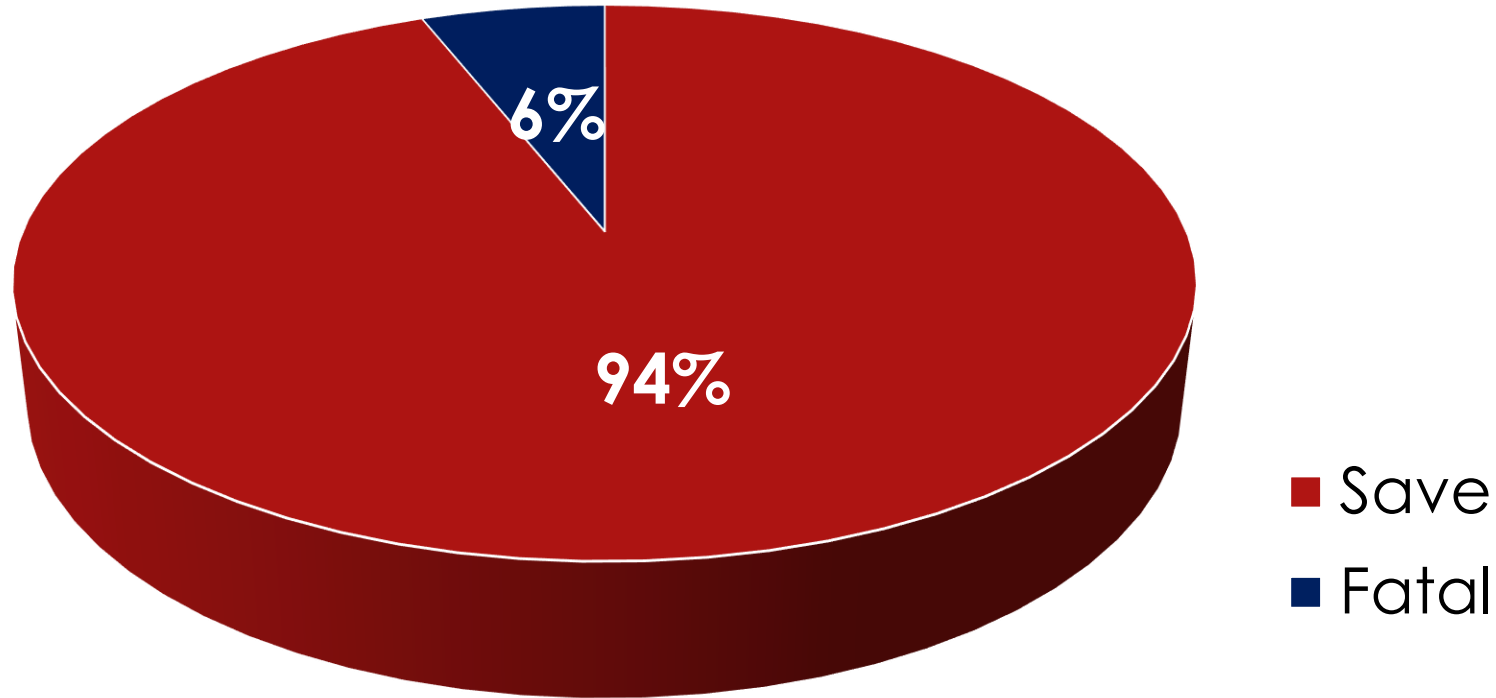
Kelley Research Associates

Analyzing just the 1,131 overdose incidents, **830 (73%)** of the OD incidents between 1/1/20 and 11/30/20 occurred in same town that the person lived in. However, in **301 (27%)** of the incidents the person was from a different town than where the incident occurred.

# Naloxone "Saves": 1/1/20 – 11/30/20



Twenty-eight percent (220) of these incidents involved Naloxone being administered by a 3<sup>rd</sup> party family/friend prior to first responders arriving.



Kelley Research Associates

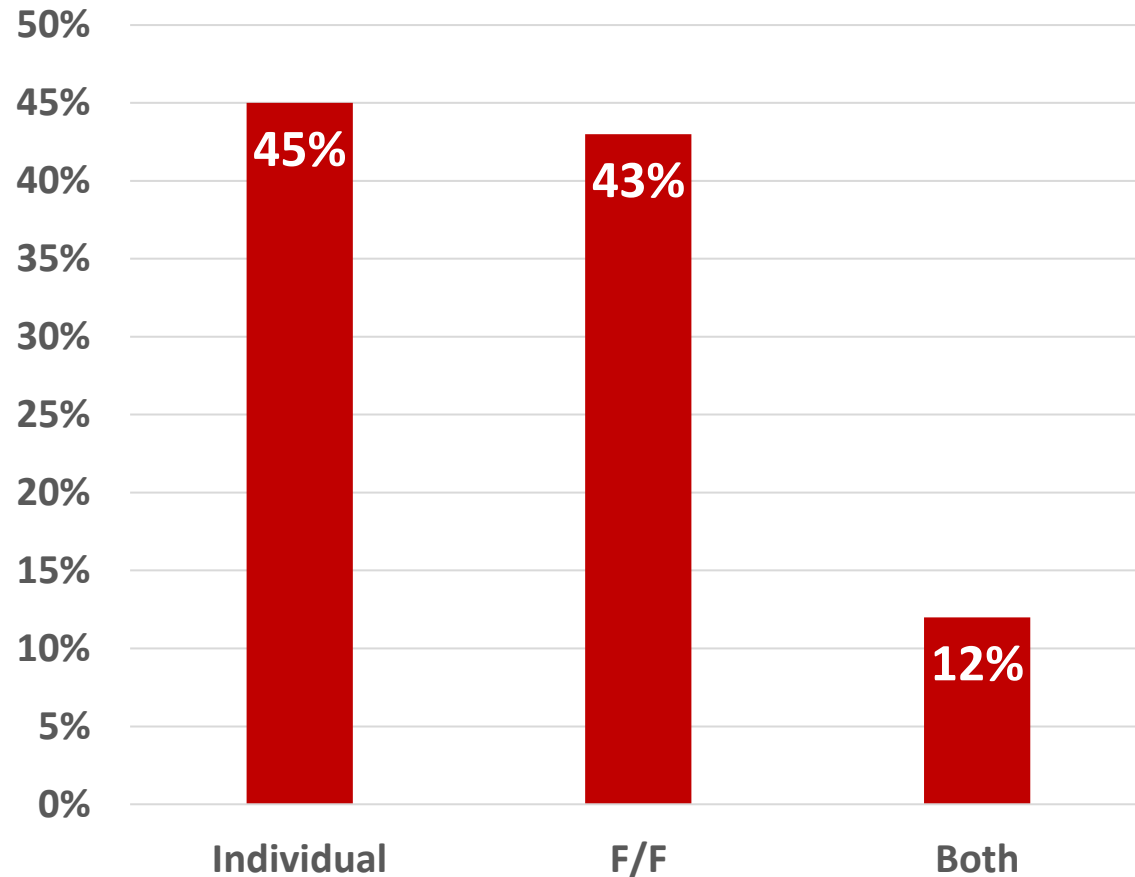
Again, analyzing just the 1,131 overdose incidents, Naloxone was administered in **773 (68%)** of the reported OD incidents. **Ninety-four percent (723)** of these events were non-fatal, while **6% (50)** of these overdoses resulted in a fatality.



# Follow-Up Visit Contacts: 1/1/20 – 11/30/20



- **941** attempted Follow-up Contacts
- **59% (552)** were successful in having contact with either the individual who overdosed, a family/friend, or both.



Kelley Research Associates

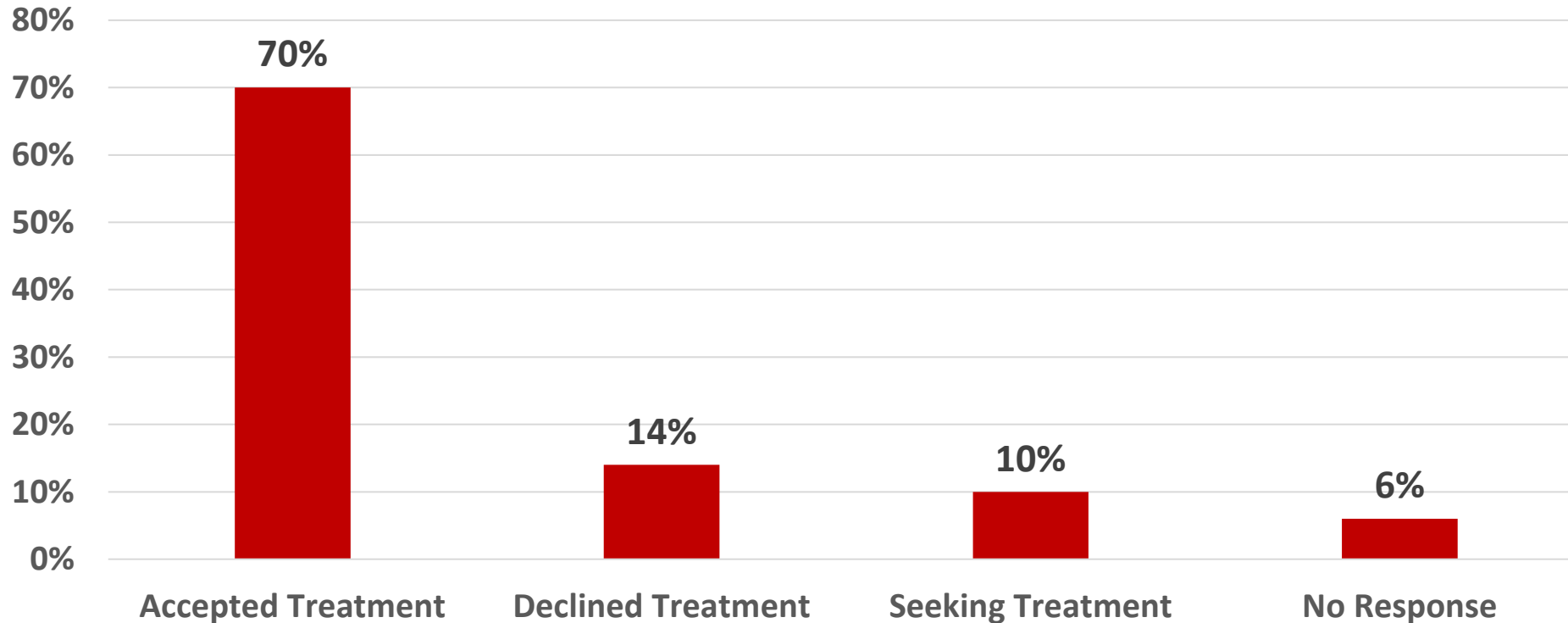
**Forty-five percent (248)** of the successful follow-up visits (552) resulted in contact with the individual that had overdosed, **43% (237)** resulted in contact with Family/Friends, and **12% (67)** resulted in contact with both the individual and family/friends.

# Successful SUD Contact Outcomes

## 1/1/20 – 11/30/20



Kelley Research Associates



Of the 315 successful contacts with the person that overdosed (SUD Only and Both): **70% (221)** resulted in the individual accepting treatment from the outreach team; **14% (43)** declined the treatment options; **10% (32)** of individuals were already seeking treatment; and **6% (19)** of the follow-ups did not have a response to these measures recorded in the system.

December 5, 2020



# Tier 2 Follow-Up Analysis

---

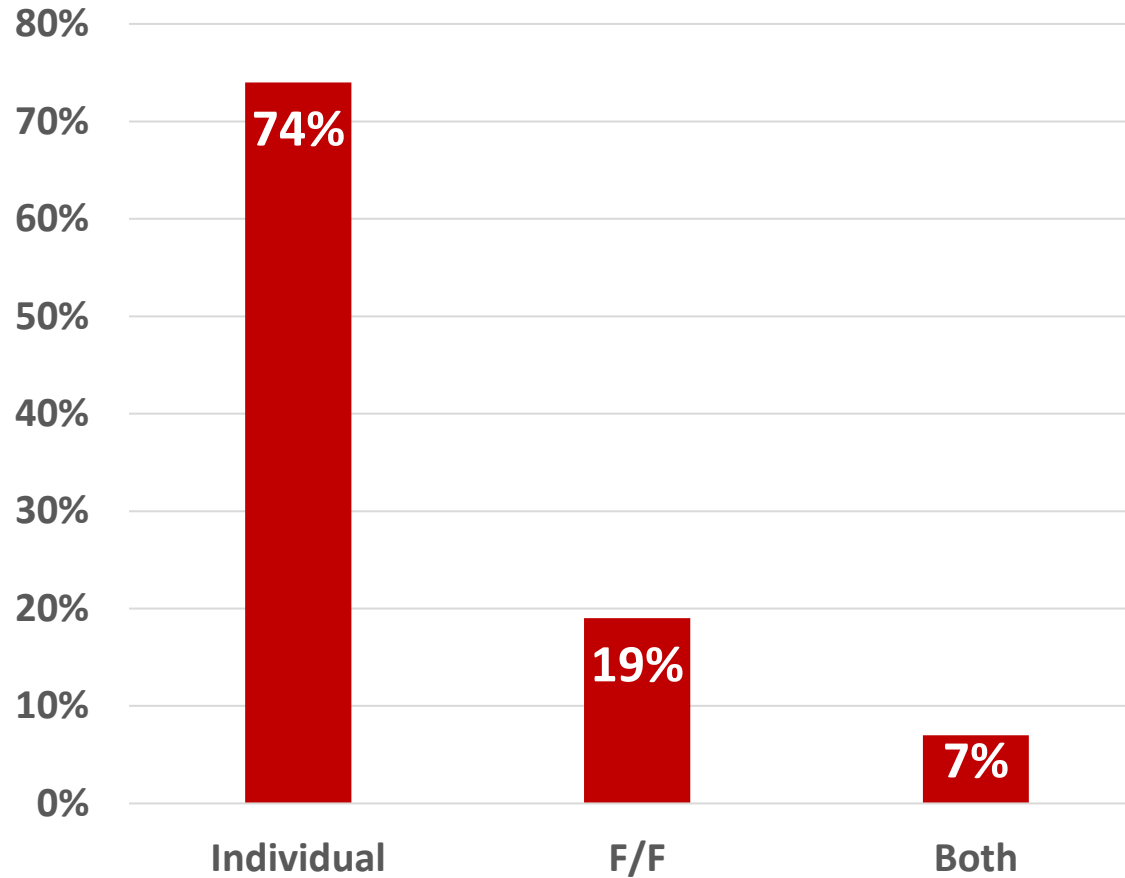
# Tier 2: Follow-Up Visit Contacts:

## 1/1/20 – 11/30/20



Kelley Research Associates

- **781** attempted outreach visits (in-person, phone, electronic, other)
- **61% (477)** were successful in having contact with either the individual who overdosed, a family/friend, or both.



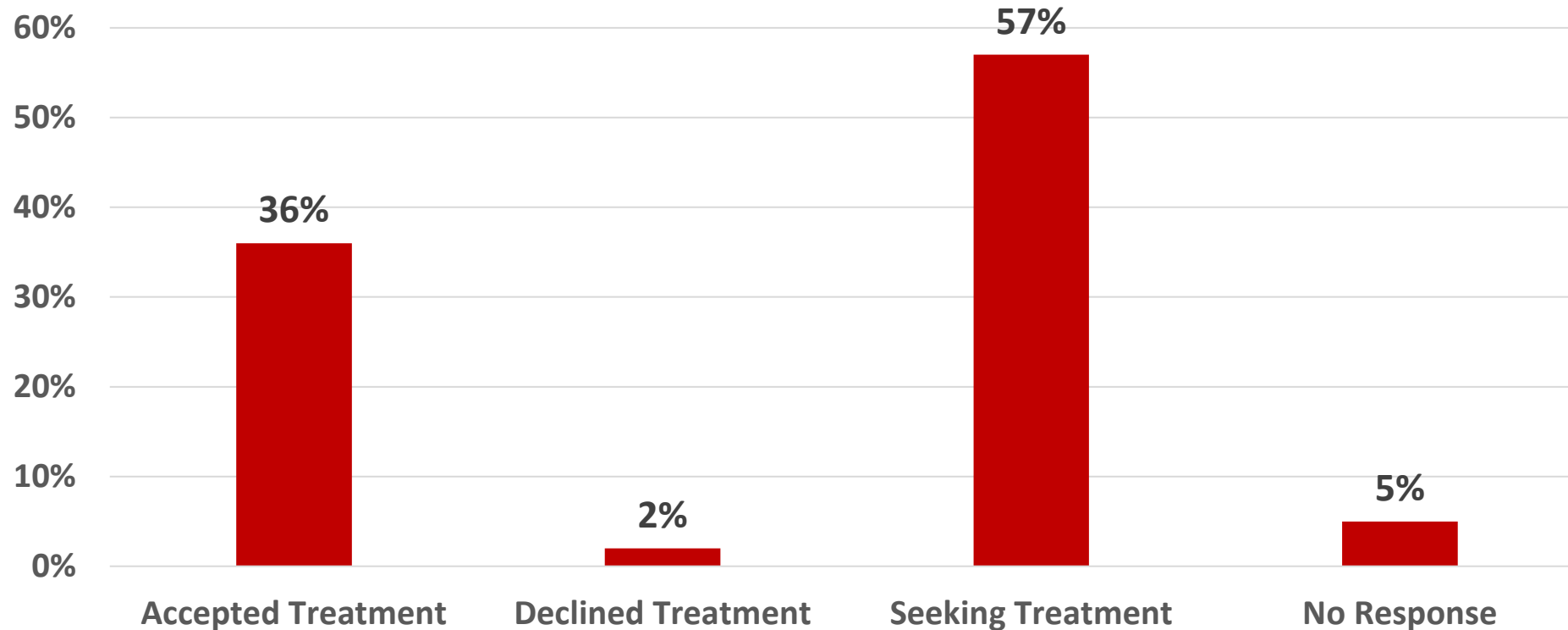
**Seventy-four percent (354)** of the successful follow-up visits (477) resulted in contact with the Tier 2 client, **19% (88)** resulted in contact with Family/Friends, and **7% (35)** resulted in contact with both the Tier 2 client and family/friends.

# Tier 2: Successful SUD Contact Outcomes

## 1/1/20 – 11/30/20



Kelley Research Associates



Of the 389 successful contacts with the Tier 2 client (SUD Only and Both): **36% (140)** resulted in the individual accepting treatment from the outreach team; **2% (6)** declined the treatment options; **57% (223)** of individuals were already seeking treatment; and **5% (20)** of the follow-ups did not have a response to these measures recorded in the system.